

Terberg

Parts Catalogue 2024

Taylor Engineering & Fabrications Ltd

Unit D, St Clements Road, Nechells, Birmingham, B7 5AF

Tel: 0121 326 9035 – option 1 for refuse parts

Precision Engineering and Coded Welding

Suppliers of parts for refuse vehicles and bin lifting equipment

[www.tayloengineeringltd.co.uk](http://www.tayloengineeringltd.co.uk)



Tel: 0121 326 9035 – option 1

## Terberg quick reference parts list

Terberg P/N	Description	Taylor Engineering P/N
	Remote Hand Control Unit, direct replacement; T/berg Kerbsider	TEL2161/5
	Clamping Strip, rubber guard, Omni trade	TEM6017
	Fixing kit for TES4035 (bolts, top hats, spacer)	TEM1376/2
	Sensor & actuator. Top loader	TEL2442
	Air Cylinder Lock Kerbsider	TEV3088
	Wedge for TEV3088	TEV3088/1
	SWIVEL ELBOW, 6MM PUSH-IN, FOR TEV3055	TEV3055/2
	STRAIGHT CONNECTOR, 6MM PUSH-IN, FOR TEV3055	TEV3055/3
<b>ASS002013</b>	BEARING SUPPORT ASSY, Toploader/Kerbsider	TEM1069
<b>ASS004089</b>	TRACK Safety Pin LH, K/Sider & Toploader	TEM1579LH
<b>ASS004089</b>	TRACK Safety Pin RH, K/Sider & Toploader	TEM1579RH
<b>ASS007012</b>	Pivot Lid Kerbsider 2 New Type	TEM1983
<b>BR00526</b>	BEARING, Toploader Ram Eyes,	TEM1605
<b>BR00536</b>	ROD EYE brg, Toploader Catch Bar	TEM1506
<b>BR00553</b>	Bush, Toploader Clamp Roller, Goes with TEM1449,	TEM1450
<b>EC002252</b>	Toploader/Kerbsider 8-Way Block	TEL2311
<b>EC002253</b>	Toploader/Kerbsider 8-Way Block Loom	TEL2311/1
<b>EC00643</b>	Male Sol cap 24V ST. Connector Terb Top Loader	TEL2312
<b>EC00643</b>	LOOM, M12 STR/HIRSCHMANN, 1METRE, T/BERG TOPLOADER	TEL2358
<b>EC00645</b>	Loom; Clamp air valve, Kerbsider	TEL2378
<b>EC00649</b>	8way splitter box (plug in type) Kerbsider & Toploader	TEL2296
<b>EC00653</b>	Electrical Plug Terb Top Loader	TEL2314
<b>EC00661</b>	T-piece connector; Toploader	TEL2377
<b>EC00670</b>	Cable Terb Top Loader	TEL2313
<b>EC00670</b>	LOOM, M12 STR M/90 FEM, 2METRE, T/BERG TOPLOADER	TEL2357
<b>EC00711</b>	Cable Terb Top Loader	TEL2315
<b>EC00711</b>	LOOM, M12 STR MAL/90 FEM, 5METRE, T/BERG TOPLOADER	TEL2359
<b>EC02097</b>	T-coupler Toploader/Kerbsider	TEL2195
<b>EC02144</b>	T-PIECE CONNECTOR; T/BERG TOPLOADER PROX SWITCH	TEL2375
<b>EC02176</b>	Toploader/Kerbsider, 8-way Block Loom	TEL2199
<b>ECO2281</b>	T. PIECE Terb Top Loader	TEL2343
<b>ER06004</b>	Pilz relay, stop module, Kerbsider	TEL2319
<b>ES07000</b>	Toploader/Kerbsider Roof Top Sensor	TEL2069
<b>ES077075</b>	lamp Air Ram Position sensor, Fits- TEV3025, KERBSIDER	TEL2200
<b>ESO7124</b>	Ram Proxy food switch pod	TEL2327
<b>HHC0010</b>	Sensor Clamp Terb Top Loader	TEM1568
<b>HX00510</b>	PTO AIR SWITCH, T/berg Toploader	TEV3046
<b>MC00355</b>	PIN Toploader Catch Bar push rod	TEM1507
<b>MC00363</b>	Bearing Cap Clamp Shaft TERB TOP LOADER	TEM1446
<b>MC00428</b>	TEM1447 Bearing Base TERB TOP LOADER	TEM1447
<b>MC00494</b>	Toploader/Kerbsider Main Pivot Boss	TEM1068
<b>MC00602</b>	Middle Shaft Retain Clamp TERB TOP LOADER	TEM1445
<b>MC00767</b>	Clamp Roller Shaft TERB TOP LOADER TL360	TEM1448
<b>MC00768</b>	Toploader, Clamp Roller, Goes with TEM1448	TEM1449
<b>MC00850</b>	PIN, LONG TERB FOOD BOD	TEM1311



<b>MC00872</b>	PIN, SHORT TERB FOOD BOD	TEM1312
<b>N/A</b>	Pilz Relay, Toploader	TEL2447
<b>N/A</b>	Fixing plate for TEM1089; oblong with 3-holes	TEM1089/1
<b>N/A</b>	BOX ONLY for E-STOP ASSY'S.	TEL2016/1
<b>N/A</b>	PROXY Switch, 12mm, 70mm long	TEL2072
<b>N/A</b>	LOOM, 1m, 90 deg to Hirschmann	TEL2091
<b>N/A</b>	WANDER CONTROL UNIT ONLY	TEL2161
<b>N/A</b>	LOOM FOR WANDER CONTROL	TEL2161/1
<b>N/A</b>	PLUG, for WANDER CONTROL LOOM	TEL2161/2
<b>N/A</b>	WANDER CONTROL COMPLETE, c/w loom & plug	TEL2161/3
<b>N/A</b>	BEARING SUPPORT ASSY, S/LOADER ASS002013	TEM1069
<b>N/A</b>	SAFETY ARM COMPL. TERB SHARK, SOLID	TEM1154
<b>N/A</b>	SHARK BLADE ONLY	TEM1154/1
<b>N/A</b>	MTG BRACKET ONLY for TEM1154	TEM1154/2
<b>N/A</b>	RAVE DOOR STRENGTHENER	TEM1213
<b>N/A</b>	SPRING BOLT (small)	TEM1128
<b>N/A</b>	SPRING, fits hinge 18417 & 18418	TES4017
<b>NB01028</b>	BOLT, bin catcher, T/berg Toploader	TEM1693
<b>NB10003</b>	Nyloc Nut, Clamp Rollers, Toploader	TEM1451/1
<b>NB10007</b>	Flat Washer, Clamp Rollers, Toploader	TEM1451/2
<b>NB10011</b>	Cap Screw Bolt, Fits Toploader Clamp Roller Pin. Fits TEM1448	TEM1451
<b>NB18001</b>	NUT, to fit TEM1286	TEM1286/1
<b>NB20004</b>	Bolt for TEM1510c/w nut	TEM1510/1
<b>NB30004</b>	NUT SPECIAL, to fit TEM1167	TEM1167/1
<b>NB30005</b>	Norlock washer, for TEM1167	TEM1167/2
<b>PN00513</b>	Air Valve, Single coii, internal door T/berg k/Sider	TEV3060
<b>PN00514</b>	Kerbsider Clamp Air Ram, goes with: TEL2200 (Sensor)	TEV3025
<b>PN00558</b>	SOLENOID VALVE, T/BERG TOPLOADER CLAMP CYLINDER	TEV3059
<b>PN00600</b>	Air Pipe internal door Kerbsider	TEV3061
<b>PN00621</b>	5-port valve, T/berg Kerbsider	TEV3089
<b>PN00658</b>	Elbow fitting To Go with TEV3055 Terb	TEV3055/1
<b>PN00660</b>	Speed Controller/Block Fitting Terb Top Loader	TEV3055
<b>PN00679</b>	BIN CLAMP Air Cylinder T/berg Kerbside, New Type,	TEV3051
<b>VC00539</b>	Toploader catcher bar spring	TES4024
<b>VC00556</b>	Track DISC SPRING Toploader/Kerbsider	TEM1510
<b>VC00605</b>	BEARING, TOPLOADER	TEM1286
<b>VC00607</b>	Toploader/Kerbsider Track Roller. Comes with nut & washer N	TEM1167
<b>VC00608</b>	Toploader Clamp Roller Nut =TEM1046	TEM1165
<b>VC00632</b>	R-Clip fits TEM1507,	TEM1507/1
<b>VC00690</b>	Rubber disc; internal door lock, kerbside/Toploader	TEM1956
<b>VC00690</b>	Rubber disc; internal door lock, kerbside/Toploader	TEM1856
<b>VC00706</b>	Kerbsider/Toploader, Bolt On Bin Carrier	TEM1229
<b>VC01222</b>	Toploader Clamp Roller Spring	TES4033
<b>VR00534</b>	Food pod bearing assembly	TEM1535
<b>VC001661</b>	Door Catch F/Male Terberg PBUV	TEM6086
<b>VC001662</b>	Door Catch Male Terberg PBUV	TEM6086/1
<b>EC02255</b>	4-Way Splitter Box Toploader/Kerbsider	TEL2450
<b>VC01624</b>	Chain; Toploader	TEM6090
<b>ES00532</b>	Proximity switch; Toploader	TEL2060



<b>4-4215</b>	CHAIR FRONT OUTER BOSS COMPLETE WITH BUSH OMNIDEL	TEM1537/1
<b>4-4127</b>	BOLTS for fixing potentiometers	TEX5025
<b>2-2050</b>	Hose Protect Cable	TEM1938
<b>00649</b>	8way split box Terberg kerbsider & top loader	TEL2296
<b>08181</b>	Bolt for TEM1638	TEM1638/1
<b>08289</b>	BOLT TERB TCA -DEL	TEX5029
<b>08375</b>	BOLT TERB TCA-DEL	TEX5030
<b>08536</b>	Bolt Omnidel Link	TEM1395/4
<b>08553</b>	Cap Head Screw TERB TCA-DEL	TEX5028
<b>08556</b>	Fixing Bolt for TEM1267 Rave Door Rubber	TEX5031
<b>08691</b>	TERB OMNIDEL Grub Screw Instead of bolt	TEX5021
<b>08913</b>	NUT, to fit PIN TEM1197	TEM1197/1
<b>08913</b>	Stabilizer Arm Pin Nut. To fit pinTEM1197	TEM1197/1
<b>09489</b>	N6 Lever Safety Switch Spring	TES4006
<b>09648</b>	ROLL PIN POTENTIO METER Omnidel	TEM1341
<b>10012</b>	300-amp Mega Fuse Omnidel 3 (Electric lift)	TEM2317
<b>10039</b>	Sensor, square Omni trade	TEL2326
<b>10068</b>	RPD Sensor Cable. For TEL2277 Omnidel 3	TEL2282
<b>10073</b>	CABLE TERB OMNIDEL (E)	TEL2316
<b>10075</b>	RPD Sensor Cable Plug in Terberg	TEL2348
<b>10088</b>	SIDE MARKER LAMP TERBERG	TEL2254
<b>10093</b>	N6 Comb safety switch, TCA-DEL, TCA-OEL, Tinium, TCA-DE	TEL2128
<b>10143</b>	24V Button station LED	TEL2124
<b>10144</b>	P/B LABEL; Omnidel N/S (A)	TEM1364/A
<b>10145</b>	P/B LABEL; Omnidel N/S (B)	TEM1364/B
<b>10168</b>	LOOM, FOR POTENTIOMETER, OMNIDEL ( ) LEAD TOP LOADER/KERBSIDER	TEL2354 TEL2355
<b>10192</b>	Lead 90 degree led Male/Female 2mtr 4 pin	TEL2427
<b>10210</b>	Shroud, for 62 pin connector, Omni deka	TEL2454
<b>10251</b>	Omnidel 3, Omni DE, Plug & Play 4-way Splitter Block	TEL2310
<b>10254</b>	E-Stop c/w plug-in lead Omnidel 2	TEL2309
<b>10255</b>	E-stop Plug and play Omni DE	TEL2344
<b>10256</b>	Loom; Potentiometer, Omnidel 3	TEL2381
<b>10953</b>	RPD Sonar Sensor, Mounted to TEM1477, Omnidel/DE 2	TEL2277
<b>10954</b>	RPD Indicator Red LED Lamp, Mounted to Safety arm TEM1477OmniDel/DE 2	TEL2276
<b>12002</b>	CENTRE BEARING, TCA-DE/DEL	TEM1348
<b>12030</b>	Clamp Cylinder Eye. TCA-DEL. Fits TEM1222	TEM1018
<b>12078</b>	Omnidel Tilt Frame, Centre/Potentiometer Bearing	TEM1225
<b>12104</b>	ROD END BRG, female for TEM1201	TEM1201/1
<b>12105</b>	ROD END BRG, male for TEM1201	TEM1201/2
<b>12108</b>	TCA-DE, TCA-OEL, Tinium, Ram Bearing	TEM1393
<b>12190</b>	CHAIR PIN COLLAR TERB	TEM1420
<b>12249</b>	Actuator gear BEARING, TCA-DE/DEL	TEM1349
<b>12257</b>	OMNIDEL Tilt Frame FIBRE BUSH, 30mm long	TEM1333
<b>12258</b>	FIBRE BUSH, (small) 25mm long CLAMP SPRING Omnidel	TEM1340
<b>12260</b>	Long Top Hat Fibre Bush, OmniDel Clamp Plate & Tilt Frame	TEM1314
<b>12262</b>	Potentiometer Centre Bush with seal	TEM1401
<b>12263</b>	TOP HAT FIBRE BUSH, OmniDel CLAMP SPRING & Lift Ram Housing Bush. 26mm long	TEM1332



<b>12480</b>	CLIP TCA-DE ( ) NOW USE TEM1393/1	TEM1819/1
<b>12700</b>	TCA-DEL, Clamp Cam Shaft WOODRUFF KEY	TEM1456/1
<b>12749</b>	Locking Roll Pin for securing TEM1442/1	TEM1442/2
<b>12753</b>	ROLL PIN TERB OMNIDEL (E)	TEM1569
<b>13010</b>	Bush for TCH-OL(W) CARRIAGE30 X 26mm	TEM1284
<b>13012</b>	Grease Seal Tilt Frame TCA-DE-DEL Omni-DE	TEM1849
<b>13014</b>	Stabilizer Arm Bearing, Fits TEM1228	TEM1228/1
<b>13016</b>	RACK OIL SEAL, TCA-DE	TEM1426
<b>13018</b>	TCA-DEL/DE Tilt Frame Bush	TEM1317
<b>13022</b>	Spring, Catcher Bar TCA-OEL, OLP, Tinium,	TES4004
<b>13023</b>	TCA-DEL/DE, Clamp Plate and Pedal Arm Spring	TES4021
<b>13025</b>	STEEL SHIM, 1mm X 30mm.Various models	TEM1377
<b>13026</b>	Ram Pin Top TCA-DE	TEM1403
<b>13029</b>	TCA-DEL, 30mm Dia, Long Chair Front	TEM1419
<b>13032</b>	Tilt Frame Pin Top & Bottom (Secures both parallel arms) TCA-DE	TEM1404
<b>13034</b>	Bottom Ram Pin, TCA-DE	TEM1406
<b>13035</b>	Chair Front Pins Top & Bottom, TCA-DE	TEM1405
<b>13044</b>	Cylinder, high level, T/berg TCA/TCH/Tinium	TEM1567
<b>13057</b>	SPRING, N1 (First signal) Activator, Various models, Fits with TEM1177 & TEM1178	TES4010
<b>13080</b>	Tilt Frame Rest Rubber, BUMP STOP	TEM1176
<b>13096</b>	Bump Stop, Trade Bump Stop OmniDel, TCA-DEL Stab Arm Rubber, TCA-DE Paralell Arm Rubber	TEM1070
<b>13155</b>	Actuator Plunger TCA-DEL/DE	TEM1489
<b>13233</b>	DECAL "FALLING BIN"	TEM1352
<b>13234</b>	DECAL "STOP"	TEM1350
<b>13235</b>	DECAL "HANDS CLEAR"	TEM1351
<b>13264</b>	DECAL "DO NOT STAND UNDER"	TEM1354
<b>13265</b>	DECAL "KEEP AWAY FROM"	TEM1353
<b>13423</b>	Bush, TCA-DEL Stabilizer Arm Bush	TEM1210
<b>13455</b>	TCA-DEL Clamp Cylinder	TEM1222
<b>13466</b>	Boss OmniDel Tilt Frame Ram Mounting Points	TEM1313
<b>13490</b>	BUSH, LIFT ARM UPPER, TCH-OL	TEM1326
<b>13504</b>	Nylon Block Paladin TCA-DEL&DE R/H	TEM1455
<b>13504 R/H</b>	Plastic Block Palidon TERB TCA-DEL	TEM1455
<b>13505</b>	Nylon Block Paladin TCA-DEL&DE L/H	TEM1454
<b>13505 L/H</b>	Plastic Block Palidon TERB TCA-DEL	TEM1454
<b>13512</b>	TCA-DEL Stabilizer Arm Pin Top	TEM1226
<b>13513</b>	PIN	TEM1223
<b>13525</b>	Nylon wear strip for bin catch bar	TEM1859
<b>13536</b>	TCA-DEL Clamp Cam Shaft Fork L/H to Go with TEM1456	TEM1458
<b>13542</b>	CURTAIN, LH or RH Now use TEM1297LH or TEM1297RH	TEM1297
<b>13763</b>	TCA-DEL Clamp Cam Shaft Fork R/H to Go with TEM145	TEM1457
<b>13780</b>	SHOCK RUBBER TCA-DE (	TEM1819
<b>13781</b>	CURTAIN, LH, T/berg Omni DE	TEM1618/LH
<b>13782</b>	CURTAIN, RH, T/berg Omni DE	TEM1618/RH
<b>13960</b>	HINGE TCA-DEL R/H	TEM1279
<b>13964</b>	HINGE TCA-DEL L/H USE TEM1279	
<b>13993</b>	TOP HAT BUSH, TCA-DEL/DE 30mm X 26mm	TEM1260



14009	OmniDel N6 Lever Bush	TEM1453
14013	PARALLEL ARM, OUTER; TCH-OL	TEM1283
14021	Mounting Bracket For switch box Terb	TEM1631
14030	Pin, Tilt Frame/ Lift Arm, LOWER TCH-OL, TCA-OEL, Tinium	TEM1325
14031	PIN, TCH-OL	TEM1230
14033	ADJ Adjustable Clamp Cylinder TCH-OLW, TCH-OL, TCA-OEL, Tinium	TEM1201
14236	BIN RESTRAINT SPRING OmniDel, Large	TES4019
14336	Support plate, side of rave, TCH-OL(W)	TEM1679
14339	SPACER BLOCK HYDRAULIC RAM TINIUM/OLW	TEM1795
14542	NYLON WHEEL ASSY, c/w bearings, weigh	TEM1433
14595	COIL, 24v, Up/Down valves, Catcher bar valve. Various models	TEL2152
14636	HINGED STRIKER, 3bolt triangular fixing	TEM1177
14715	N1 STRIKER ASSY; T/berg TCA-OEL/Tinium	TEM1593
14834	OmniDel Tilt Frame Stub Axle, outer (Potentiometer)	TEM1338
14846	DECAL, SWL & grease, Tinium side panel	TEM1355
14861	N6 Lever Pin, Goes with: TEM1442	TEM1442/1
14896	replaced by 18856 (TEL2165)	
15293	Rave/Hopper door safety switch	TEL2080
15426	TCA-DEL TCA-OEL/OL Tinium Rave/Hopper door switch body only	TEL2135
15428	TCA-DEL, TCA-OEL/OL, Tinium Rave/Hopper switch head/roller	TEL2136
15621	N1 first signal sonar switch	TEL2118
15623	N10 Waste Build Up Sonar Sensor, Omnidel	TEL2194
15625	Sonar sensor	TEL2448
15629	N11Trade sonar sensor Omnidel	TEL2090
15643	P/B STATION, LH ARM, OMNITRADE	TEL2362
15765	BOX ONLY, N1 START BUTTON	TEL2016/1
15775	GREEN PUSH BUTTON	TEL2010
15776	FINGER GUARD, push button	TEL2053
15800	LOOM, Prox, 90degree, 5metres, LED	TEL2144
15802	LOOM, prox switch, straight, 5metres	TEL2019
15803	'Y' LOOM c/w 3m loom to replace 15803	TEL2330
15804	N6 Proxy switch, comb safety switch, 12mm X 70mm	TEL2073
15804	PROX SWITCH, <u>55mm long</u> , alt. part for TEL2073	TEL2158
15806	N1, First Signal Proximity Switch, 18mm X 60mm N/O	TEL2061
15808	8 Way Splitter, All models SBC8/10	TEL2198
15810	4-way SPLITTER BOX with loom	TEL2064
15812	LOOM, Prox, M/F 90deg, 300mm, LED	TEL2132
15813	N11 Trade Sensor Cable, Omnidel 600mm, Straight-90	TEL2196
15815	LOOM, Prox, M/F 90deg, 600mm, LED	TEL2133
15816	LOOM, Prox, M/F 90deg, 1mtr, LED	TEL2057
15817	LOOM, F straight led x M angled, 2 metre	TEL2382
15878	E-STOP Assembly, N/C N/C contacts	TEL2016
15893	6-HOLE P/B BOX ONLY	TEL2085
15894	P/B LABEL; Omnidel O/S	TEM1363
15896	GREEN LED LAMP, Push button station	TEL2009
15900	BLACK PUSH BUTTON	TEL2003
16033	PIN, locating, 360ltr (T/berg)	TEM1903





16144	PIN, Ram, Bottom, TCA-OL(W)	TEM1344
16147	PIN, Ram, Top, TCA-OL(W)	TEM1345
16160	Retaining Strip For 18254, OmniDel Chair Front Rubber	TEM1452
16251	TCA-DEL Clamp Cam Shaft. With Keyway	TEM1456
16464	RACK OIL SEAL TCA-DEL	TEM1425
16571	GREASE SEAL, SPLINED SHAFT	TEM1427
16631	PLASTIC SIGHT SCREEN, CLEAR, TERB	TEM1067
16634	Safety Arm Bracket TCA-DE/DEL	TEM1424
16660 (&1)	TCA-DEL/DE Safety Arm, Does both L/H & R/H	TEM1154
16772	Nylon wear strip for bin catch bar	TEM1843/1
16810	STEEL BUSH CLAMP SPRING Omnidel	TEM1335
16816	Lock Washer Goes with TEM1325	TEM1325
16890	Internal Spring for TEM1201, TCA-OEL, Tinium, TCH-OLW, Adjustable Clamp Cylinders	TES4007
16891	Clamp Frame for Window TEM1067	TEM1067/1
16912	Centre Stabilizer Arm Pin TCH-OL, TCH-OEL, Tinium	TEM1231
16913	Outer Stabilizer Arm Pin TCH-OL, TCA-OEL, Tinium	TEM1232
17540	Potentiometer/Centre Bearing Seal (Large)	TEM1321
17541	Potentiometer Housing Seal (Small)	TEM1322
17629	Dowety Seal Electric Hoist	TEF5043/1
17682	HIRSCHMANN PLUG	TEL2116
18246	Rave/Hopper Door Rubber	TEM1267
18247	Rave/Hopper door Steel Clamp Strip	TEM1511
18307	PIVOT RAM, Omnidel Mk2 <b>use TEM1383</b>	TEM1440
18345	OmniDel Stabilizer Arm Bottom Bearing Securing Boss/Pin (Inner with threaded hole) (Part 1 of 2)	TEM1422
18346	OmniDel Stabilizer Arm Bottom Bearing Securing Boss/Pin (Outer with plain hole) (Part 2 of 2)	TEM1423
18357	OmniDel Clamp Pin	TEM1300
18368	Rave Door Spring Strut Bracket, (R/H) TCA-OL, OLW	TEM1292
18369	STRUT, SPRING TYPE, RAVE DOOR	TEM1064
18417	LH Hinge Omnidel To Fit TEM1089 Guard	TEM1089L/H
18418	RH Hinge Omnidel To Fit TEM1089 Guard	TEM1089R/H
18419	'D' type FLEXI ARM	TEM1089
18473	Rave/Hopper Door Gas Strut Omnidel	TEM1127
18520	Spring Construction Complete Omnidel For Chair	TES4035
18527	Clamp Spring Spacer, Omnidel	TEM1400
18528	STEEL SPACER, CLAMP SPRING Omnidel	TEM1334
18530	(N/S) Button Station complete OMNIDEL, Omni-DE	TEL2156
18531	(O/S) Button Station complete OMNIDEL, Omni-DE	TEL2155
18543	Washer for TEM1300 Terberg Omnidel	TEM1638
18546	POTENTIOMETER HOUSING OmniDel	TEM1413
18615	HINGED STRIKER, 3 bolt in-line fixing	TEM1178
18665	Safety switch cover Terb	TEM1617
18690	OmniDel Rave/Hopper Door	TEM1213/1
18711	SHAFT for WHEEL ASSY (TEM1433)	TEM1434
18713	PIN RAVE DOOR 360mm Long Terberg	TEM1684
18724	PIN 235mm	TEM1233
18737	Safety Arm Support Omni Del Triple Lift R/H	TEM6051
18738	Safety Arm Support Omni Del Triple Lift L/H	TEM6050



18773	N0 6 Lever bracket Omnidel	TEM1900
18781	No6 lever for Terberg omnidel MK1 (50mm wide)	TEM1611
18856	POTENTIOMETER, (was 14896)	TEL2165
18968	HYDRAULIC FILTER, ELECTRIC LIFT, UFI, T/BERG	TEF5025
23172	Gas Strut, Hopper/Rave Door Terberg Omni Trade-BL	TEM1586
23250	Spring/Chute Bolt for rave door	TEM1034
23273	S/Steel Hinge Omnidel Rave Door	TEM1217
23321	PIN TERB TCA-DEL	TEZ9015
23364	Hinge New Rave Door Omnidel 3	TEM1863
26037	Hinge Pin, Terberg OEL & OLW	TEM1580
26058	FINGER LEVER FOR TEL2128	TEL2128/FINGER
26059	FINGER LEVER FOR TEL2128	TEL2128/FINGER
26133	POTENTIOMETER HOUSING OmniDel	TEL1413
26137	OmniDel Tilt Frame Stub Axle Inner (Centre Bearing)	TEM1339
26143	OmniDel Stabilizer Arm Complete	TEM1228
26158	Stabilizer Arm Pin for OmniDel	TEM1197
26162	Stabilizer Arm Greaser bolt for TEM1197	TEM1197/2
26174	Rave Door Spring Strut Bracket, (L/H) TCA-OL, OLW	TEM1293
26260	No6 Lever Tooth Comb Bracket Omnidel 3	TEM1964
26365	DUMMY TOOTH, OMNIDEL	TEM1721
26461	PIN, Hopper plate Fixing Terberg TCA-OEL-TCH-OL(W)	TEM1683
26501	Spacer Seal 1mm Omnidel	TEM1421
26502	2mm Spacer for TEM1197	TEM1200
26503	Plastic 4mm Spacer for TEM1197	TEM1199
26507	PIVOT RAM, Omnidel Mk2	TEM1383
26556	DECAL, Omnidel side panel SWL	TEM1391
26557	EMERGENCY STOP ASS'Y (2x N/C)	TEL2016
26558	PUSH BUTTON ONLY, RED, E-STOP	TEL2089
26559	CONTACT ONLY, E-STOP, (2x N/C)	TEL2040
26560	CONTACT ONLY, E-STOP, (1x N/O, 1x N/C)	TEL2008
26592	Omnidel Hydraulic Lift Ram Pin	TEM1219
26881	Rave/Hopper Safety Switch, Plug & Play OmniDel	TEL2280
26922	DECAL: OMNIDEL SWL, LEFT HAND	TEM1767
26923	DECAL; OMNIDEL SWL, RIGHT HAND	TEM1768
26986	Breather Filter Electric Hoist	TEF5043
29015	N1 First Sensor Omnidel 3	TEL2388
29017	NII Trade Sensor Omnidel 3	TEL2387
30000	Window. New Type Omnidel	TEM1676
30113	RAVE/HOPPER DOOR, OMNITRADE	TEM1748
30128	Locking Bar Terberg Omnidel3	TEM1797/1
30240	Safety Arm, OmniDel, Tinium	TEM1089
30265	Fix Strip Rave Door Rubber Terberg Goes with TEM1512	TEM1585
30274	HINGE SHORT LEG OMNI-DE	TEM1751L/H
30275	HINGE SHORT LEG OMNI-DE	TEM1751R/H
30284	Catcher Bar LH PIN/BRKT (keyway), Omnidel 3	TEM1578
30342	N6 LEVER, Safety Switch, OMNIDEL	TEM1442
30403	Safety Arm, OmniDel Triple lift. 730mm long	TEM1218
30430	SPRING, as TES4006 but c/w added hoop/loop	TES4006/M
30438	LID OPENER SPRING	TES4038
30590	Decal Electric Hoist	TEF5043/2





<b>34309</b>	16-pin MALE INSERT (Harting)	TEL2175/M
<b>34310</b>	HOOD/HOUSING, c/w CLIPS (Harting)	TEL2175/1
<b>37017</b>	Handle For Rave Door Terb OmniDel 2 New	TEM1429
<b>37018</b>	Rave Door Omnidel 3	TEM1850
<b>37020</b>	Rave/Hopper Door Rubber Spill Guard Omnidel 3	TEM1512
<b>37068</b>	HINGE PIN OMNIDEL 3	TEM1797
<b>37211</b>	LOWER COVER RIGHT HAND DEL 3	TEM6106/RH
<b>37212</b>	LOWER COVER LEFT HAND DEL 3	TEM6106/LH
<b>37220</b>	OMNIDEL 3 SAFETY ARM HINGE (RIGHT HAND)	TEM1482R/H
<b>37221</b>	OMNIDEL 3 SAFETY ARM HINGE (LEFT HAND)	TEM1482L/H
<b>37244</b>	CLAMPING STRIP, RUBBER SPILL SHEET, OMNIDEL 3	TEM1781
<b>37411</b>	Clamp Plate Spill Guard Omnidel 3	TEM1513
<b>37484</b>	BRACKET TO GO WITH TEM1482 HINGES	TEM1482/1
<b>37618</b>	Decal; SWL, Left Hand	TEM1765
<b>37619</b>	Decal; SWL, Right Hand	TEM1766
<b>37619</b>	DECAL; OMNIDEL SWL, RIGHT HAND	TEM1766
<b>38033</b>	CURTAIN, LH, T/berg Omni DE	TEM1618/LH
<b>38034</b>	CURTAIN, RH, T/berg Omni DE	TEM1618/RH
<b>38164</b>	Rave Plate 30% Omni 3 Triple Lift	TEM1965
<b>38165</b>	Protective Strip Lower TAE-TEL3	TEM1977
<b>38166</b>	Clamp Strip Lower TAE-TEL3	TEM1977/1
<b>38168</b>	Protective Strip Upper TAE-TEL3	TEM1976
<b>38169</b>	Mounting Strip Upper TAE-TEL3	TEM1976/1
<b>38184</b>	Safety Arm Extension Plate, OmniDEL3 Triple Lift with extended arms. Fits onto TEM1477 (Safety Arm)	TEM1499
<b>38238</b>	Centre Safety Arm Hinge (R/H) Omnidel Triple	TEM6060
<b>38274</b>	Hinge Long Leg Triangle Plate Omni/Tinium Lift	TEM1867L/H
<b>38275</b>	Hinge Long Leg Triangle Plate Omni/Tinium Lift	TEM1868R/H
<b>38287</b>	Wedge for TEL2277 Proxy	TEM1682
<b>38291</b>	Centre Safety Arm Hinge (L/H) Omnidel Triple	TEM6058
<b>38300</b>	Omnidel3 Hollow Safety Arm	TEM1477
<b>38443</b>	Stainless steel RPD Sensor Guard Omnidel3 For TEL2277 (RPD SENSOR) and TEM1477 (Safety Arm)	TEM1498
<b>38497</b>	Hinge Short Leg Triangle Plate Omni/Triple Lift	TEM1865L/H
<b>38498</b>	Hinge Short Leg Triangle Plate Omni/Triple Lift	TEM1866R/H
<b>50296</b>	BEARING, OmniDel Lift Ram	TEM1220
<b>420090</b>	Power light lens	TEL2052
<b>702210294</b>	Spring New Arms	TES4049



## Filters

	<p><b>TEF5043</b> Breather filter electric hoist (26986)</p>		<p><b>TEF5043/1</b> Dowety seal electric hoist (17629)</p>
	<p><b>TEF5043/2</b> Decal electric hoist (30590)</p>		<p><b>TEF5025</b> Hydraulic filter electric lift ufi (18968)</p>
	<p><b>TEF5027</b> High Pressure Filter Top Loader/ Kerbsider (00516)</p>		<p><b>TEF5028</b> Return Filter Top Loader/Kerbsider (00007)</p>

## Switches and Electrical

	<p><b>TEL2001</b> E-Stop button assembly N/O N/C</p>		<p><b>TEL2002</b> Knob switch head</p>
	<p><b>TEL2003</b> Push button black (travel height)</p>		<p><b>TEL2011</b> 2-position contact assembly</p>



	<p><b>TEL2012</b> Push button (grey)</p>		<p><b>TEL2013</b> Push button (yellow)</p>
	<p><b>TEL2016</b> E-stop assembly N/C N/C contacts (15878)</p>		<p><b>TEL2016/1</b> Box only for stop assy</p>
	<p><b>TEL2017</b> Loom proximity switch 90° to loosen wire -5m</p>		<p><b>TEL2019</b> Loom proxy switch straight end 5m</p>
	<p><b>TEL2035</b> Contact, P/B, N/O N/O</p>		<p><b>TEL2036</b> Contact N/C (T5474)</p>
	<p><b>TEL2037</b> Contact Block unknown</p>		<p><b>TEL2038</b> Contact, 3-position</p>
	<p><b>TEL2040</b> Contact Block, P/B, N/C N/C</p>		<p><b>TEL2041</b> 3-Positon contact, spring rtn to centre</p>



	<p><b>TEL2042</b> Contact block 2- layers unknown</p>		<p><b>TEL2043</b> Push button (Red) 40mm dia</p>
	<p><b>TEL2052</b> Power light lens (420090)</p>		<p><b>TEL2053</b> Finger guard push button Shroud</p>
			<p><b>TEL2057</b> LOOM, Proxy, M/F 90deg, 1mtr, LED (15816)</p>
	<p><b>TEL2060</b> PROXY switch, 30mm, PNP N/O Top Loader ES00532</p>		<p><b>TEL2061</b> N1, First Signal Proximity Switch, 18mm X 60mm N/O (15806)</p>
	<p><b>TEL2064</b> 4-way Splitter box with loom (15810)</p>		<p><b>TEL2069</b> Toploader/Kerbsider Roof Top Proxy Sensor (ES07000)</p>
	<p><b>TEL2072</b> N6 Proxy switch, comb safety switch, 12mm X 70mm (15804)</p>		<p><b>TEL2073</b> N6 Proxy switch, comb safety switch, 12mm X 45mm (15804)</p>



	<p><b>TEL2080</b> Rave/Hopper door safety switch (15293)</p>		<p><b>TEL2080/1</b> Rave/hopper door magnet only</p>
	<p><b>TEL2083</b> 4-hole box only. (T5751 B 1)</p>		<p><b>TEL2084</b> 5-hole box only. (TT5577)</p>
	<p><b>TEL2085</b> 6-hole box only (TT5470)</p>		<p><b>TEL2089</b> Stop Button, Red, 70mm dia</p>
	<p><b>TEL2090</b> N11Trade sonar sensor Omnidel (located in the centre) (15629)</p>		<p><b>TEL2091</b> Loom, 1m, 90 deg to Hirschmann Toploader/ Kerbsider</p>
			<p><b>TEL2116</b> Hirschmann plug (17682)</p>
	<p><b>TEL2118</b> N1 first signal sonar switch Omnidel (15621)</p>		<p><b>TEL2124</b> 24V Button station LED (10143)</p>





	<p><b>TEL2128</b> N6 Comb safety switch, TCA-DEL, TCA-OEL, Tinium, TCA-DE (10093)</p>		<p><b>TEL2128/ FINGER</b> N6 Lever for TEL2128 (26058/26059)</p>
	<p><b>TEL2132</b> Prox loom, M/F 90 deg, 300mm, LED (15812)</p>		<p><b>TEL2133</b> Prox loom, M/F 90deg, 600mm, LED (15815)</p>
	<p><b>TEL2135</b> TCA-DEL, TCA-OEL/OL, Tinium Rave/Hopper door switch body only (15426)</p>		<p><b>TEL2136</b> TCA-DEL, TCA-OEL/OL, Tinium Rave/Hopper switch head/roller (15428)</p>
	<p><b>TEL2140</b> Blank plug for button station boxes</p>		<p><b>TEL2143</b> Steel washer contacts</p>
	<p><b>TEL2144</b> Prox loom, 90 deg, LED, 5metre, (15800)</p>		<p><b>TEL2147</b> 4 HOLE BOX ASSY O/S TCH-OLW HOIST</p>
	<p><b>TEL2148</b> 5 HOLE BOX ASSY N/S TCH-OLW HOIST</p>		<p><b>TEL2152</b> COIL, 24v, Up/Down valves, Catcher bar valve. Various models (14595)</p>





	<b>TEL2155</b> (O/S) Button Station complete OMNIDEL, Omni-DE (18531)		<b>TEL2156</b> (N/S) Button Station complete OMNIDEL, Omni-DE (18530)
	<b>TEL2158</b> N6, Comb safety switch, 12mm X 55mm, alt. part for TEL2073		<b>TEL2161</b> Wander Control Terberg Top Loader
	<b>TEL2161</b> <b>/1</b> Loom for Wander Control TEL2161		<b>TEL2161</b> <b>/2</b> 7 Pin Plug for Wander Control TEL2161
	<b>TEL2161</b> <b>/3</b> Wander Control Terberg Top Loader - complete		<b>TEL2161</b> <b>/4</b> Stop button only; fits TEL 2161/3 and TEL2189/1
	<b>TEL2161/5</b> Remote Hand Control Unit, direct replacement; T/berg Kerbsider		<b>TEL2165</b> POTENTIOMETER, (18856) (was 14896)
	<b>TEL2175/M</b> 16-pin male insert (Harting) (34309)		<b>TEL2175/F</b> Female harting plug insert (Harting)



	<p><b>TEL2175/1</b> 16 Pin plug housing, (harting) (34310)</p>		<p><b>TEL2175/2</b> Harting plug surface mount base</p>
	<p><b>TEL2175/3</b> Gland nut for harting plug housings</p>		
	<p><b>TEL2194</b> N10 Waste Build Up Sonar Sensor, Omnidel (Located in the hopper area) (15623)</p>		<p><b>TEL2195</b> T-coupler Toploader/Kerbsider (EC02097)</p>
	<p><b>TEL2196</b> N11 Trade sensor cable Omnidel 600mm, straight-90 (15813)</p>		<p><b>TEL2196</b> <b>/1</b> LEAD 5mtr Long 90- Straight.</p>
	<p><b>TEL2198</b> 8 Way splitter, All models SBC8/10 (15808)</p>		<p><b>TEL2199</b> Toploader/Kerbsider, 8-way Block Loom (EC02176)</p>
	<p><b>TEL2200</b> Clamp Air Ram Position sensor, Fits- TEV3025, KERBSIDER (ES077075)</p>		<p><b>TEL2216</b> Female 90Deg led x to straight Male Lead 1mtr</p>














	<p><b>TEL2217</b> Female 90 Deg Led x straight Male 2mtr</p>		<p><b>TEL2254</b> Side marker lamp TERBERG (10088)</p>
	<p><b>TEL2276</b> RPD Indicator Red LED Lamp, Mounted to Safety arm TEM1477OmniDel/DE 2 (10954)</p>		<p><b>TEL2277</b> RPD Sonar Sensor, Mounted to TEM1477, OmniDel/DE 2 (10953)</p>
	<p><b>TEL2280</b> Rave/Hopper Safety Switch, Plug &amp; Play OmniDel (26881)</p>		<p><b>TEL2282</b> RPD Sensor Cable. For TEL2277 OmniDel 3 (10068)</p>
	<p><b>TEL2289</b> 4-position contact</p>		<p><b>TEL2296</b> 8way splitter box (plug in type) Kerbsider &amp; Toploader (EC00649)</p>
	<p><b>TEL2309</b> E-Stop comes with plug-in lead Omnidel 2 (10254)</p>		<p><b>TEL2310</b> Omnidel 3, Omni DE, Plug &amp; Play 4-way Splitter Block (10251)</p>
	<p><b>TEL2311</b> Toploader/Kerbsider 8-Way Block (EC02252)</p>		<p><b>TEL2311/1</b> Toploader/Kerbsider 8-Way Block Loom (EC02253)</p>



	<p><b>TEL2314</b> Electrical Plug Terb Top Loader (EC00653)</p>		
	<p><b>TEL2316</b> CABLE TERB OMNIDEL (E) (10073)</p>		<p><b>TEL2317</b> 300amp Mega Fuse, Omnidel 3, Omni DE (Electric) (10012)</p>
	<p><b>TEL2319</b> Pilz Relay, Stop Module K/Sider (ER06004)</p>		<p><b>TEL2326</b> Sensor, square Omni trade (10039)</p>
	<p><b>TEL2327</b> Ram Proxy food switch pod (ESO7124)</p>		<p><b>TEL2330</b> 'Y' LOOM c/w 3m loom to replace (15803)</p>
	<p><b>TEL2343</b> T. PIECE Terb Top Loader (ECO2281)</p>		<p><b>TEL2344</b> E-stop Plug and play Omni DE (10255)</p>
	<p><b>TEL2345</b> Coil 24V TERBERG Omnidel</p>		<p><b>TEL2348</b> RPD Sensor Cable Plug in Terberg 10075</p>







	<p><b>TEL2354</b> LOOM, FOR POTENTIOMETER, OMNIDEL (10168)</p>		<p><b>TEL2355</b> LEAD TOP LOADER/KERBSIDER</p>
	<p><b>TEL2357</b> LOOM, M12 STR M/90 FEM, 2METRE, T/BERG TOPLOADER (EC00670)</p>		<p><b>TEL2358</b> LOOM, M12 STR/HIRSCHMANN, 1METRE, T/BERG TOPLOADER (EC00643)</p>
	<p><b>TEL2359</b> LOOM, M12 STR MAL/90 FEM, 5METRE, T/BERG TOPLOADER (EC00711)</p>		<p><b>TEL2362</b> P/B STATION, LH ARM, OMNITRADE (15643)</p>
	<p><b>TEL2375</b> T-PIECE CONNECTOR; T/BERG TOPLOADER PROX SWITCH (EC02144)</p>		<p><b>TEL2377</b> T-piece connector; Toploader (EC00661)</p>
	<p><b>TEL2378</b> Loom; Clamp air valve, Kerbsider (EC00645)</p>		<p><b>TEL2381</b> Loom; Potentiometer, Omnidel 3 (10256)</p>
	<p><b>TEL2382</b> LOOM, F straight led x M angled, 2 metre (15817)</p>		<p><b>TEL2387</b> NII Trade Sensor Omnidel 3 (29017)</p>












	<p><b>TEL2388</b> N1 First Sensor Omnidel 3 (29015)</p>		<p><b>TEL2412/1</b> Rave Door Switch Actuator only</p>
	<p><b>TEL2416</b> Refuse sensor, sonic, square, Omnidel 3 (29016)</p>		<p><b>TEL2427</b> Lead 90 degree led Male/Female 2mtr 4 pin (10192)</p>
	<p><b>TEL2442</b> Sensor &amp; actuator. Toploader</p>		<p><b>TEL2447</b> Pilz relay, Toploader</p>
	<p><b>TEL2448</b> Sonar sensor (15625)</p>		<p><b>TEL2450</b> 4-Way Splitter Box Toploader/Kerbsider (EC02255)</p>
	<p><b>TEL2451</b> RH button box assy; Omnidel 3 Triple</p>		<p><b>TEL2454</b> Shroud, for 62 pin connector, Omni deka (10210)</p>
	<p><b>TEL2467/1</b> Loom goes with TEL2247 Terberg Food Pod EC02228</p>		<p><b>TEL2468</b> Terberg Food Pod Relay ER00542 TLC4</p>

















	<p><b>TEL2474</b> Proxy Switch ES07000 8mm Sensing</p>		
---	--	--	--

## Mechanical

	<p><b>TEM1001 /1</b> Grease Adaption Cone. (For Toploader Clamp Rollers)</p>		<p><b>TEM1018</b> Clamp Cylinder Eye. TCA-DEL. Fits TEM1222 (12030)</p>
	<p><b>TEM1034</b> Spring/Chute Bolt for rave door (23250)</p>		<p><b>TEM1046</b> Nut, to fit TEM1165 Roller Side Loader Top Loader</p>
	<p><b>TEM1064</b> Rave/Hopper Door Spring Strut, TCH-OLW, TCH-OL, TCA-OEL, Tinium</p>		<p><b>TEM1067</b> PLASTIC SIGHT SCREEN, CLEAR, TERB 16631</p>
	<p><b>TEM1067/1</b> Clamp Frame for Window TEM1067 (16891)</p>		<p><b>TEM1068</b> Toploader/Kerbsider Main Pivot Boss (MC00494)</p>
	<p><b>TEM1069</b> BEARING SUPPORT ASSY, Toploader/Kerbsider (ASS002013)</p>		<p><b>TEM1070</b> Bump Stop, Trade Bump Stop OmniDel, TCA-DEL Stab Arm Rubber, TCA-DE Paralell Arm Rubber</p>



			(13096)
	<b>TEM1089</b> Safety Arm, OmniDel, Tinium (30240)		<b>TEM1089 /1</b> FIXING PLATE (OBLONG, 3 HOLES) for TEM1089
	<b>TEM1089/2</b> BRACE BAR, full width, for TEM1089		<b>TEM1089 L/H</b> LH Hinge OmniDel To Fit TEM1089 Guard All in Stainless steel (18417)
	<b>TEM1089 R/H</b> RH Hinge OmniDel To Fit TEM1089 Guard All in Stainless steel (18418)		<b>TEM1127</b> Rave/Hopper Door Gas Strut OmniDel (18473)
	<b>TEM1128</b> Chute/Spring bolt, Rave/Hopper Door, Kerbsider Internal Door Locks. (30430)		<b>TEM1154</b> TCA-DEL/DE Safety Arm, Does both L/H & R/H (16660 & 16661)
	<b>TEM1154 /1</b> Plastic Blade ONLY for TEM1154		<b>TEM1154 /2</b> BRACKET ONLY, for TEM1154










	<p><b>TEM1162</b> TERBERG No 1 Activator</p>		<p><b>TEM1165</b> Toploader Clamp Roller Nut =TEM1046 (VC00608)</p>
	<p><b>TEM1167</b> Toploader/Kerbsider Track Roller. Comes with nut &amp; washer (VC00607)</p>		<p><b>TEM1167</b> <b>/1</b> NUT SPECIAL, to fit TEM1167 (NB30004)</p>
	<p><b>TEM1167</b> <b>/2</b> Norlock washer, for TEM1167 (NB30005)</p>		<p><b>TEM1176</b> Tilt Frame Rest Rubber, BUMP STOP (13080)</p>
	<p><b>TEM1177</b> N1 (First Signal) Activator, (3 bolt triangular fixing)</p>		<p><b>TEM1178</b> N1 (First Signal) Activator (3 bolt inline fixing)</p>
	<p><b>TEM1178</b> <b>/1</b> BUSH; fitted to pivot on Striker TEM1178</p>		<p><b>TEM1197</b> Stabilizer Arm Pin for OmniDel (26158)</p>
	<p><b>TEM1197</b> <b>/1</b> Stabilizer Arm Pin Nut. To fit pinTEM1197 (08913)</p>		<p><b>TEM1197</b> <b>/2</b> Stabilizer Arm Greaser bolt for TEM1197 (26162)</p>















	<b>TEM1199</b> Plastic 4mm Spacer for TEM1197 (26503)		<b>TEM1200</b> 2mm Spacer for TEM1197 (26502)
	<b>TEM1201</b> Adjustable Clamp Cylinder TCH-OLW, TCH-OL, TCA-OEL, Tinium (14033)		<b>TEM1201 /1</b> ROD END BRG, female for TEM1201 (12104)
	<b>TEM1201/2</b> ROD END BRG, male for TEM1201 (12105)		
	<b>TEM1210</b> Bush, TCA-DEL Stabilizer Arm Bush, (X4 Per Arm) (13423)		<b>TEM1213</b> OmniDel Rave/Hopper Door strengthener
	<b>TEM1213 /1</b> OmniDel Rave/Hopper Door (18690)		<b>TEM1213/2</b> SCREW FIXING KIT (FOR RAVE DOOR TEM1213/1)
	<b>TEM1217</b> S/Steel Hinge Omnidel Rave Door (23273)		<b>TEM1218</b> Safety Arm, OmniDel Triple lift. 730mm long (30403)



	<p><b>TEM1219</b> OmniDel Hydraulic Lift Ram Pin (26592)</p>		<p><b>TEM1220</b> BEARING, OmniDel Lift Ram (50296)</p>
	<p><b>TEM1222</b> TCA-DEL Clamp Cylinder (13455)</p>		<p><b>TEM1223</b> TCA-DEL Chair Clamp Pin. (13513)</p>
	<p><b>TEM1225</b> OmniDel Tilt Frame, Centre/Potentiomet er Bearing (12078)</p>		<p><b>TEM1226</b> TCA-DEL Stabilizer Arm Pin Top (13512)</p>
	<p><b>TEM1228</b> OmniDel Stabilizer Arm Complete (26143)</p>		<p><b>TEM1228/1</b> Stabilizer Arm Bearing, Fits TEM1228 (13014)</p>
	<p><b>TEM1228/2</b> Circlip for g/sink gpm3 GB1000 hoist</p>		<p><b>TEM1229</b> Kerbsider/Toplo ader, Bolt On Bin Carrier (VC00706)</p>
	<p><b>TEM1230</b> PIN TCH-OL (14031)</p>		<p><b>TEM1231</b> Centre Stabilizer Arm Pin TCH-OL, TCH-OEL, Tinium (16912)</p>





	<p><b>TEM1232</b> Outer Stabilizer Arm Pin TCH-OL, TCA- OEL, Tinium (16913)</p>		<p><b>TEM1233</b> PIN 235mm (18724)</p>
	<p><b>TEM1260</b> TOP HAT BUSH, TCA- DEL/DE 30mm X 26mm (13993)</p>		<p><b>TEM1267</b> Rave/Hopper Door Rubber (18246)</p>
	<p><b>TEM1279/LH</b> HINGE LH for TCA- DEL safety arm</p>		<p><b>TEM1279/R</b> <b>H</b> HINGE RH for TCA-DEL safety arm</p>
	<p><b>TEM1283</b> PARALLEL ARM, OUTER; TCH-OL (14013)</p>		<p><b>TEM1284</b> Bush for TCH- OL(W) CARRIAGE 30 X 26mm (13010)</p>
	<p><b>TEM1286</b> BEARING, TOPLOADER (VC00605)</p>		<p><b>TEM1286/1</b> NUT, to fit TEM1286 (NB18001)</p>
	<p><b>TEM1286/2</b> Washer, M18 x 3mm, for TEM1286</p>		<p><b>TEM1292</b> Rave Door Spring Strut Bracket, (R/H) TCA-OL, OLV (18368)</p>





	<p><b>TEM1293</b> Rave Door Spring Strut Bracket, (L/H) TCA-OL, OLW (26174)</p>		<p><b>TEM1297</b> CURTAIN, LH or RH, Now use TEM1297LH or TEM1297RH (13542)</p>
	<p><b>TEM1300</b> OmniDel Clamp Pin (showing view either end) (18357)</p>		<p><b>TEM1311</b> PIN, LONG TERB FOOD BOD (MC00850)</p>
	<p><b>TEM1312</b> PIN, SHORT TERB FOOD BOD (MC00872)</p>		<p><b>TEM1313</b> Boss OmniDel Tilt Frame Ram Mounting Points (13466)</p>
	<p><b>TEM1314</b> Long Top Hat Fibre Bush, OmniDel Clamp Plate &amp; Tilt Frame (12260)</p>		<p><b>TEM1317</b> TCA-DEL/DE Tilt Frame Bush (13018)</p>
	<p><b>TEM1321</b> Potentiometer/Centr e Bearing Seal (Large) (17540)</p>		<p><b>TEM1322</b> Potentiometer Housing Seal (Small) (17541)</p>
	<p><b>TEM1325</b> Pin, Tilt Frame/ Lift Arm, LOWER TCH-OL, TCA-OEL, Tinium (14030)</p>		



	<p><b>TEM1326</b> BUSH, LIFT ARM UPPER, TCH-OL (T/berg 13490)</p>		<p><b>TEM1332</b> TOP HAT FIBRE BUSH, OmniDel CLAMP SPRING &amp; Lift Ram Housing Bush. 26mm long (12263)</p>
	<p><b>TEM1333</b> OMNIDEL Tilt Frame FIBRE BUSH, 30mm long (12257)</p>		<p><b>TEM1334</b> OMNIDEL CLAMP SPRING STEEL SPACER (18528)</p>
	<p><b>TEM1335</b> STEEL BUSH CLAMP SPRING Omnidel (16810)</p>		<p><b>TEM1338</b> OmniDel Tilt Frame Stub Axle, outer (Potentiometer) (14834)</p>
	<p><b>TEM1339</b> OmniDel Tilt Frame Stub Axle Inner (Centre Bearing) (26137)</p>		<p><b>TEM1340</b> FIBRE BUSH (SMALL), 25mm long CLAMP SPRING Omnidel (12258)</p>
	<p><b>TEM1341</b> ROLL PIN POTENTIOMETER OmniDel (09648)</p>		<p><b>TEM1344</b> PIN, Ram, Bottom, TCA- OL(W) (16144)</p>
	<p><b>TEM1345</b> PIN, Ram, Top, TCA- OL(W) (16147)</p>		<p><b>TEM1348</b> CENTRE BEARING, TCA- DE/DEL (12002)</p>



	<p><b>TEM1349</b> Actuator gear BEARING, TCA- DE/DEL (12249)</p>		<p><b>TEM1350</b> DECAL "STOP" (13234)</p>
	<p><b>TEM1351</b> DECAL "HANDS CLEAR" (13235)</p>		<p><b>TEM1352</b> DECAL "FALLING BIN" (13233)</p>
	<p><b>TEM1353</b> DECAL "KEEP AWAY FROM" (13265)</p>		<p><b>TEM1354</b> DECAL "DO NOT STAND UNDER" (13264)</p>
	<p><b>TEM1355</b> Decal; Tinium side panel SWL (14846)</p>		<p><b>TEM1363</b> Button Station Decal Omnidel O/S (15894)</p>
	<p><b>TEM1364/A</b> Button Station Decal Omnidel N/S (A) (10144)</p>		<p><b>TEM1364/B</b> Button Station Decal Omnidel N/S (B) (10145)</p>
	<p><b>TEM1376</b> Clamp Spring Refurb Kit, Omnidel (Kit comprises of parts to refurb 1 spring)</p>		<p><b>TEM1376/1</b> Clamp Spring Bolt Omnidel, Nyloc &amp; 2 flat washers</p>



	<p><b>TEM1376/2</b> Fixing kit for TES4035 (bolts, top hats, spacer)</p>		<p><b>TEM1377</b> STEEL SHIM, 1mm X 30mm.Various models, (13025)</p>
	<p><b>TEM1383</b> PIVOT RAM, Omnidel Mk2 (26507)</p>		<p><b>TEM1391</b> DECAL; Omnidel Plastic Panel Decal SWL (26556)</p>
	<p><b>TEM1393</b> TCA-DE, TCA-OEL, Tinium, Ram Bearing (12108)</p>		<p><b>TEM1393/1</b> Wire c/clip for TEM1393</p>
	<p><b>TEM1938</b> Hose protect cable (2-2050)</p>		<p><b>TEM1400</b> Clamp spring spacer, omnidel (18527)</p>
	<p><b>TEM1401</b> Potentiometer centre bush (12262)</p>		<p><b>TEM1402</b> Potentiometer bush with seal</p>
	<p><b>TEM1403</b> Ram pin top TCA-DE  (13026)</p>		<p><b>TEM1404</b> Tilt frame pin top &amp; bottom, (secures both parallel arms) TCA-DE (13032)</p>



	<p><b>TEM1405</b> Chair Front Pins Top &amp; Bottom, TCA-DE (13035)</p>		<p><b>TEM1406</b> Bottom Ram Pin, TCA-DE (13034)</p>
	<p><b>TEM1413</b> POTENTIOMETER HOUSING, OMNIDEL (18546/26133)</p>		<p><b>TEM1452/1</b> Double bump rubber. 410mm x 135mm x 66mm (18254)</p>
	<p><b>TEM1419</b> TCA-DEL, 30mm Dia, Long Chair Front Pin 651mm long (13029)</p>		
	<p><b>TEM1420</b> CHAIR PIN COLLAR TERB 12190</p>		<p><b>TEM1421</b> Spacer Seal 1mm Omnidel (26501)</p>
	<p><b>TEM1422</b> OmniDel stabilizer arm bottom bearing securing boss/pin (inner with threaded hole) (Part 1 of 2) (18345)</p>		<p><b>TEM1423</b> OmniDel Stabilizer Arm Bottom Bearing Securing Boss/Pin (Outer with plain hole) (Part 2 of 2) (18346)</p>
	<p><b>TEM1424</b> Safety arm bracket TCA-DE/DEL (16634)</p>		<p><b>TEM1425</b> Rack oil seal TCA-DEL (16464)</p>

















	<p><b>TEM1426</b> Rack oil seal TCA-DE (13016)</p>		<p><b>TEM1427</b> Grease seal splined shaft (16571)</p>
	<p><b>TEM1429</b> Handle for rave door T=Terb Omnidel 2 new (37017)</p>		<p><b>TEM1433</b> NYLON WHEEL ASSY, c/w bearings, weigh (14542)</p>
	<p><b>TEM1434</b> SHAFT for WHEEL ASSY (TEM1433) (18711)</p>		<p><b>TEM1442</b> N6 LEVER, Safety Switch, OMNIDEL (30342)</p>
	<p><b>TEM1442/1</b> N6 Lever Pin, Goes with: TEM1442 (14861)</p>		<p><b>TEM1442/2</b> Locking Roll Pin for securing TEM1442/1 (12749)</p>
	<p><b>TEM1442/3</b> LEVER KIT COMPLETE N6</p>		<p><b>TEM1445</b> Middle Shaft Retain Clamp TERB TOP LOADER (MC00602)</p>
	<p><b>TEM1446</b> Bearing Cap Clamp Shaft TERB TOP LOADER (MC00363)</p>		<p><b>TEM1447</b> Bearing Base TERB TOP LOADER (MC00428)</p>

















	<p><b>TEM1448</b> Toploader, Clamp Roller Shaft, (MC00767)</p>		<p><b>TEM1449</b> Toploader, Clamp Roller, Goes with TEM1448 (MC00768)</p>
	<p><b>TEM1450</b> Bush Toploader Clamp Roller, Goes with TEM1449, (BR00553)</p>		<p><b>TEM1451</b> Cap Screw Bolt, Fits Toploader Clamp Roller Pin. Fits TEM1448 (NB10011)</p>
	<p><b>TEM1451/1</b> Nyloc Nut, Clamp Rollers, Toploader (NB10003)</p>		<p><b>TEM1451/2</b> Flat Washer, Clamp Rollers, Toploader (NB10007)</p>
	<p><b>TEM1452</b> Retaining Strip For 18254, OmniDel Chair Front Rubber (16160)</p>		<p><b>TEM1453</b> OmniDel N6 Lever Bush (14009)</p>
	<p><b>TEM1454</b> Nylon Block Paladin TCA-DEL&amp;DE L/H (13505)</p>		<p><b>TEM1455</b> Nylon Block Paladin TCA-DEL&amp;DE R/H (13504)</p>
	<p><b>TEM1456</b> TCA-DEL Clamp Cam Shaft. With Keyway (16251)</p>		<p><b>TEM1456/1</b> TCA-DEL, Clamp Cam Shaft WOODRUFF KEY (12700)</p>















	<b>TEM1457</b> TCA-DEL Clamp Cam Shaft Fork R/H to Go with TEM145 (13763)		<b>TEM1458</b> TCA-DEL Clamp Cam Shaft Fork L/H to Go with TEM1456 (13536)
	<b>TEM1477</b> Omnidel3 Hollow Safety Arm (38300)		<b>TEM1477</b> Reverse view of TEM1477
	<b>TEM1482L/H</b> OMNIDEL 3 SAFETY ARM HINGE (LEFT HAND) (37221)		<b>TEM1482R/ H</b> OMNIDEL 3 SAFETY ARM HINGE (RIGHT HAND) (37220)
	<b>TEM1482/1</b> BRACKET TO GO WITH TEM1482 HINGES (37484)		<b>TEM1489</b> ACTUATOR PLUNGER TCA- DE/DEL (13155)
	<b>TEM1498</b> Stainless steel RPD Sensor Guard Omnidel3 (38443) For TEL2277 (RPD SENSOR) and TEM1477 Safety arm (38443)		<b>TEM1499</b> Safety Arm Extension Plate, OmniDEL3 Triple Lift with extended arms. Fits onto TEM1477 (Safety Arm) (38184)
	<b>TEM1506</b> ROD EYE brg, Toploader Catch Bar (BR00536)		<b>TEM1507</b> PIN Toploader Catch Bar push rod (MC00355)



	<b>TEM1507/1</b> R-Clip fits TEM1507, (VC00632)		<b>TEM1510</b> Track DISC SPRING Toploader/Kerb sider (VC00556)
	<b>TEM1510/1</b> Bolt for TEM1510c/w nut (NB20008+NB20004)		<b>TEM1511</b> Rave/Hopper door Steel Clamp Strip (18247)
	<b>TEM1512</b> Rave/Hopper Door Rubber Spill Guard Omnidel 3 (37020)		<b>TEM1513</b> Clamp Plate Rubber Spill Guard Omnidel 3 (37411)
	<b>TEM1535</b> BEARING Assy, ROOF, Food Pod (T/beg VR00534)		<b>TEM1537</b> Omnidel Chair Front Boss Inner
	<b>TEM1537/1</b> CHAIR FRONT OUTER BOSS COMPLETE WITH BUSH OMNIDEL (4-4215)		<b>TEM1567</b> Cylinder, high level, T/berg TCA/TCH/Tiniu m (13044)
	<b>TEM1568</b> Sensor Clamp Terb Top Loader HHC0010		<b>TEM1569</b> ROLL PIN TERB OMNIDEL (E) 12753



	<p><b>TEM1578</b> Catcher Bar LH PIN/BRKT (keyway), Omnidel 3 (30284)</p>		<p><b>TEM1579/L</b> <b>H</b> TRACK Safety Pin LH, K/Sider &amp; Toploader (ASS004089)</p>
	<p><b>TEM1579/RH</b> TRACK Safety Pin RH, K/Sider &amp; Toploader (ASS004089)</p>		<p><b>TEM1580</b> Hinge Pin, Terberg OEL &amp; OLW (26037)</p>
	<p><b>TEM1585</b> Fix Strip Rave Door Rubber Goes with TEM1512 (30265)</p>		<p><b>TEM1586</b> Gas Strut, Hopper/Rave Door Terberg Omni Trade-BL (23172)</p>
	<p><b>TEM1588</b> Ramp Fastener Kit, T/berg Toploader/Skip Container, Misc</p>		<p><b>TEM1593</b> N1 STRIKER ASSY; T/berg TCA-DEL/Tinium (14715)</p>
	<p><b>TEM1594</b> Bump stop rubber Terberg Omnidel (instead of tem1070)</p>		<p><b>TEM1594/1</b> Fixing Bolt Kit for TEM1594</p>
	<p><b>TEM1605</b> BEARING, Toploader Ram Eyes, T/berg BR00526</p>		<p><b>TEM1611</b> No6 lever for Terberg omnidel MK1 (50mm wide) 18781</p>










	<p><b>TEM1614</b> ROSTA Tension Arm, bin clamp, T/berg Toploader only</p>		<p><b>TEM1617</b> Safety switch cover Terberg (18665)</p>
	<p><b>TEM1618/LH</b> CURTAIN, LH, T/berg Omni DE (13781/38033)</p>		<p><b>TEM1618/R</b> <b>H</b> CURTAIN, RH, T/berg Omni DE (13782/38034)</p>
	<p><b>TEM1631</b> Mounting Bracket For switch box (14021)</p>		<p><b>TEM1638</b> Washer for TEM1300 Terberg Omnidel (18543)</p>
	<p><b>TEM1638/1</b> Bolt for TEM1638 (08181)</p>		<p><b>TEM1676</b> Window. New Type Omnidel Terberg (30000)</p>
	<p><b>TEM1677</b> Terberg Top loader Carriage Frame L/H</p>		<p><b>TEM1678</b> Terberg Top loader Carriage Frame R/H</p>
	<p><b>TEM1679</b> Support plate, side of rave, TCH-OL(W) 14336</p>		<p><b>TEM1682</b> Wedge for TEL2277 Proxy Terberg 38287</p>











	<p><b>TEM1683</b> PIN, Hopper plate Fixing Terberg TCA- OEL-TCH-OL(W) 26461</p>		<p><b>TEM1684</b> Pin rave door 360mm long Terberg 18713</p>
	<p><b>TEM1693</b> Bolt bin catcher, T/berg Toploader. (NB01028)</p>		<p><b>TEM1721</b> Dummy tooth OMNIDEL (26365)</p>
	<p><b>TEM1739</b> Mounting Plate Terberg TCH- OL(W) 14022/14023 L/H R/H</p>		
	<p><b>TEM1748</b> Rave/Hopper door OMNITRADE (30113) <b>1.9m long</b></p>		<p><b>TEM1751L/ H</b> Hinge short leg OMNI-DE (30274)</p>
	<p><b>TEM1751R/H</b> Hinge short leg Omni-de (30275) (Image of left hand flipped)</p>		<p><b>TEM1765</b> Decal; SWL, Left Hand (37618)</p>
	<p><b>TEM1766</b> DECAL; OMNIDEL SWL, RIGHT HAND (37619)</p>		<p><b>TEM1767</b> DECAL: OMNIDEL SWL, LEFT HAND (26922)</p>















	<p><b>TEM1768</b> DECAL; OMNIDEL SWL, RIGHT HAND (26923)</p>		<p><b>TEM1781</b> Clamping strip rubber spill sheet Omnidel 3 (37244)</p>
	<p><b>TEM1795</b> Spacer block hydraulic ram tinius/olw (14339)</p>		<p><b>TEM1797</b> Hinge pin Omnidel 3 (37068) <b>New type with two flats 590mm long</b></p>
	<p><b>TEM1797/1</b> Locking Bar Terberg Omnidel3 (30128)</p>		<p><b>TEM1806</b> Rubber flap, Hopper, Terberg Omnidel3 37250</p>
	<p><b>TEM1819</b> Shock rubber TCA-DE (13780)</p>		<p><b>TEM1819/1</b> CLIP TCA-DE (12480) NOW USE TEM1393/1</p>
	<p><b>TEM1843/1</b> Nylon wear strip for bin catch bar (16772)</p>		
			



	<p><b>TEM1849</b> Grease Seal Tilt Frame TCA-DE-DEL Omni-DE (13012)</p>		<p><b>TEM1850</b> Rave Door Omnidel 3 (37018)</p>
	<p><b>TEM1856</b> No6 Lever Tooth Comb Bracket Omnidel 3 (26260)</p>		<p><b>TEM1859</b> Nylon wear strip for bin catch bar (13525)</p>
	<p><b>TEM1863</b> Hinge New Rave Door (23364) Omnidel 3</p>		<p><b>TEM1865L/ H</b> Hinge Short Leg Triangle Plate Omni/Triple Lift (38497)</p>
	<p><b>TEM1866R/H</b> Hinge Short Leg Triangle Plate Omni/Triple Lift (38498)</p>		<p><b>TEM1867L/ H</b> Hinge Long Leg Triangle Plate Omni/Tinium Lift (38274)</p>
	<p><b>TEM1868 R/H</b> Hinge Long Leg Triangle Plate Omni/Tinium Lift (38275)</p>		<p><b>TEM1900</b> NO 6 Lever bracket Omnidel (18773)</p>
	<p><b>TEM1903</b> PIN, locating, 360ltr (T/berg 16033)</p>		<p><b>TEM1956</b> Rubber disc; internal door lock, kerbsider/Toplo ader (VC00690)</p>














	<p><b>TEM1964</b> No6 Lever Tooth Comb Bracket Omnidel 3 (26260)</p>		<p><b>TEM1965</b> Rave Plate 30% Omni 3 Triple Lift (38164)</p>
	<p><b>TEM1976</b> Protective Strip Upper TAE-TEL3 (38168)</p>		<p><b>TEM1976/1</b> Mounting Strip Upper TAE-TEL3 (38169)</p>
	<p><b>TEM1977</b> Protective Strip Lower TAE-TEL3 (38165)</p>		<p><b>TEM1977/1</b> Clamp strip lower TAE-TEL3 (38166)</p>
	<p><b>TEM1983</b> Pivot Lid Kerbsider 2 New Type (ASS007012)</p>		<p><b>TEM6017</b> Clamping strip, rubber guard Omni trade</p>
	<p><b>TEM6050</b> Safety Arm Support Omni Del Triple Lift L/H (18738)</p>		<p><b>TEM6051</b> Safety arm support Omni Del triple lift R/H (18737)</p>
	<p><b>TEM6058</b> Centre Safety Arm Hinge (L/H) Omnidel Triple (38291)</p>		<p><b>TEM6060</b> Centre safety arm hinge right hand Omnidel Triple (38238)</p>



	<p><b>TEM6086</b> Door Catch F/Male Terberg PBUV (VC001661)</p>		<p><b>TEM6086/1</b> Door Catch Male Terberg PBUV (VC001662)</p>
	<p><b>TEM6090</b> Chain; Top loader (VC01624)</p>		<p><b>TEM6106L/H</b> Lower cover left hand del 3</p>
	<p><b>TEM6106R/H</b> Lower cover right hand del 3</p>		<p><b>TEM6113</b> Terberg SWL 160kg Label Omnidel 30641</p>
	<p><b>TEM6122R/H</b> MOUNTING SUPPORT BRACKET DEL 3 37218</p>		
	<p><b>TEM6122L/H</b> MOUNTING SUPPORT BRACKET DEL 3 37219</p>		<p><b>TEM6139</b> Shaft Conical TCH-BL 30139</p>
	<p><b>TEM6146</b> INFIL PLATE DIOGNOSTIC UNIT 4- 4102</p>		<p><b>TEM6148</b> TORSION BAR OMNITRADE 30509</p>











	<p><b>TEM7015</b> Window Del 3 (37224)</p>		<p><b>TEM7015/1</b> Fixing Strip Terberg Del 3 (37222)</p>
	<p><b>TEM7015/2</b> Fixing Strip Terberg Del 3 (37223)</p>		<p><b>TEM7016</b> Decal SWL Omni 3 triple 30% side R/H 160kg (30642)</p>
	<p><b>TEM7018</b> Rubber Flap (37015)</p>		<p><b>TEM7018/1</b> Fixing Strip for TEM7018 (38040)</p>
	<p><b>TEM7020</b> Pull Rod Locking Mech TCH-BL (30121)</p>		<p><b>TEM7021</b> Pull Rod TCH-BL (30120)</p>
	<p><b>TEM7022</b> Side screen (37217)</p>		<p><b>TEM7023</b> Clamp strip for TEM7022 (37216)</p>
	<p><b>TEM7071</b> Cylinder (14177)</p>		



# Springs

	<p><b>TES4004</b> Spring, catcher bar TCA-OEL, OLP, tinium, (13022)</p>		<p><b>TES4006</b> N6 Lever safety switch spring</p>
	<p><b>TES4006/M</b> N6 Lever Safety Switch Spring, (09489) MODIFIED, earlier version also available (TES4006)</p>		
	<p><b>TES4007</b> Internal Spring for TEM1201, TCA-OEL, Tinium, TCH-OLW, Adjustable Clamp Cylinders. (16890)</p>		<p><b>TES4010</b> Spring N1 (First signal) Activator, Various models, Fits with TEM1177 &amp; TEM1178 (13057)</p>
	<p><b>TES4017</b> Hinge spring, OmniDel</p>		<p><b>TES4019</b> Bin restraint spring OmniDel, Large (14236)</p>
	<p><b>TES4021</b> TCA-DEL/DE, Clamp Plate and Pedal Arm Spring (13023)</p>		<p><b>TES4024</b> Toploader catcher bar spring (VC00539)</p>
	<p><b>TES4032</b> TCA-DEL, Clamp Spring Internal Spring, Fits: TEM1222</p>		<p><b>TES4033</b> Toploader Clamp Roller Spring (VC01222)</p>



	<p><b>TES4035</b> Spring Construction Complete Omnidel for Chair (18520)</p>		<p><b>TES4035/1</b> Omnidel Clamp Spring (Large)</p>
	<p><b>TES4035/2</b> Omnidel Clamp Spring (Small) inner</p>		<p><b>TES4038</b> OmniDel 3 Rave/Hopper Door Spring (30438)</p>
	<p><b>TES4049</b> Spring New Arms (702210294)</p>		

## Valves

	<p><b>TEV3025</b> Kerbsider Clamp Air Ram, goes with: TEL2200 (Sensor) (PN00514)</p>		<p><b>TEV3046</b> PTO Air switch TCH, T/berg Toploader</p>
	<p><b>TEV3051</b> Bin clamp air cylinder T/berg Kerbsider, new type PN00679</p>		<p><b>TEV3051/1</b> Swivel elbow fitting Terberg Kerbsider air cylinder</p>
	<p><b>TEV3051/2</b> Fine thread half nut that fits onto TEV3051</p>		<p><b>TEV3055</b> Speed Controller/Block Fitting Terb Top Loader PN00660</p>



	<p><b>TEV3055/1</b> Elbow fitting To Go with TEV3055 Terb PN00658</p>		<p><b>TEV3055/2</b> SWIVEL ELBOW, 6MM PUSH-IN, FOR TEV3055</p>
	<p><b>TEV3055/3</b> Straight connector 6MM PUSH-IN, FOR TEV3055</p>		<p><b>TEV3059</b> SOLENOID VALVE, T/BERG TOPLOADER CLAMP CYLINDER (PN00558)</p>
	<p><b>TEV3059/1</b> Exhaust silencer for TEV3059</p>		<p><b>TEV3059/2</b> Solenoid coil that fits onto TEV3059</p>
	<p><b>TEV3060</b> Air Valve, single coii, internal door T/berg k/Sider PN00513</p>		<p><b>TEV3061</b> Air Pipe internal door Kerbsider PN00600</p>
	<p><b>TEV3088</b> Air cylinder lock Kerbsider</p>		<p><b>TEV3088/1</b> Wedge for TEV3088</p>
	<p><b>TEV3089</b> 5-port valve, T/berg Kerbsider (PN00621)</p>		









# Fixings and Fastenings

	<p><b>TEX5019</b> Grub screw (M8 x 10)</p>		<p><b>TEX5021</b> TERB Omnidel Grub Screw Instead of bolt (08691)</p>
	<p><b>TEX5025</b> Fixing kit for potentiometer, 4x screws &amp; flange nuts (4-4127).</p>		<p><b>TEX5028</b> Cap head screw TERB TCA-DEL (08553)</p>
	<p><b>TEX5012</b> M14 Form A Washer BZP</p>		
	<p><b>TEX5029</b> Bolt TERB TCA -DEL (08289)</p>		<p><b>TEX5030</b> Bolt TERB TCA- DEL (08375)</p>
	<p><b>TEX5031</b> Fixing bolt for TEM1267 rave door rubber Terb (08556)</p>		<p><b>TEM1376/2</b> Fixing kit for TES4035 (bolts, top hats, spacer)</p>





## Specials

	<b>TEZ9008</b> Load dump modul Heil P.L & Terberg		<b>TEZ9015</b> Pin TERB TCA-DEL (23321)
	<b>TEZ9026</b> Control box assy Terb TCA-DEL N/S		<b>TEZ9027</b> Control Box Assy Terb TCA-DEL O/S
	<b>TEZ9032</b> PENDANT CONROL 2x RAISE, 2x LOWER Terberg Food Pod		



Thank you for taking the time to look through our parts catalogue.

If you would like more information or prices on any of our products, please call 0121 326 9035 opt 1 or email [parts@tayloengineer.co.uk](mailto:parts@tayloengineer.co.uk)

To view our wide range of stock/ catalogues online please visit [www.tayloengineeringltd.com](http://www.tayloengineeringltd.com) Our catalogues are mobile friendly!

Check out our new catalogue “Essentials” containing drills, taps, tape measures, packaging supplies, cleaning supplies & tools.



Tel: 0121 326 9035 – option 1