



Terberg

Parts Catalogue 2026

Taylor Engineering & Fabrications Ltd

Unit D, St Clements Road, Nechells, Birmingham, B7 5AF

Tel: 0121 326 9035 – option 1 for refuse parts

Precision Engineering and Coded Welding

Suppliers of parts for refuse vehicles and bin lifting
equipment

www.tayloengineeringltd.co.uk



Tel: 0121 326 9035 – option 1

Terberg quick reference parts list

Terberg P/N	Description	Taylor Engineering P/N
	Remote Hand Control Unit, direct replacement. Kerbsider	TEL2161/5
	Fixing Kit for TES4035 (bolts, top hats, spacers)	TEM1376/2
	Sensor & Actuator. Top loader	TEL2442
	Air Cylinder Lock. Kerbsider	TEV3088
	Wedge for TEV3088	TEV3088/1
	Swivel Elbow, 6mm push-in for TEV3055	TEV3055/2
	Straight Connector, 6mm push-in for TEV3055	TEV3055/3
ASS002013	Bearing Support assembly. Toploader/Kerbsider	TEM1069
ASS004089	Track Safety Pin LH. Toploader/Kerbsider	TEM1579LH
ASS004089	Track Safety Pin RH. Toploader/Kerbsider	TEM1579RH
ASS007012	Pivot Lid. Kerbsider 2, New Type	TEM1983
BR00526	Bearing, Ram Eyes. Toploader	TEM1605
BR00536	Rod Eye Bearing, Catcher Bar. Toploader	TEM1506
BR00553	Bush, Clamp Roller; goes with TEM1449. Toploader	TEM1450
EC002252	8-Way Block. Toploader/Kerbsider	TEL2311
EC002253	8-Way Block Loom. Toploader/Kerbsider	TEL2311/1
EC00643	Male Sol cap 24V ST. Connector Terb Top Loader	TEL2312
EC00643	Loom, M12 straight/Hirschmann, 1 metr. Toploader	TEL2358
EC00645	Loom, Clamp Air Valve. Kerbsider	TEL2378
EC00649	8-Way Splitter Box (plug in type). Toploader/Kerbsider	TEL2296
EC00653	Electrical Plug. Toploader	TEL2314
EC00661	T-piece Connector. Toploader	TEL2377
EC00670	Cable Terb Top Loader	TEL2313
EC00670	Loom, M12 straight male/elbow female, 2 metre. Toploader	TEL2357
EC00711	Cable Terb Top Loader	TEL2315
EC00711	Loom, M12 straight male/elbow female, 5 metre. Toploader	TEL2359
EC02097	T-piece Connector. Toploader/Kerbsider	TEL2195
EC02144	T-piece Connector for proxy switch. Toploader	TEL2375
EC02176	8-way Block Loom. Toploader/Kerbsider	TEL2199
EC02281	T-piece Connector. Toploader	TEL2343
ER06004	Pilz Relay for stop module. Kerbsider	TEL2319
ES07000	Roof Top Sensor. Toploader/Kerbsider	TEL2069
ES077075	Position Sensor for Air Clamp Ram, fits TEV3025. Kerbsider	TEL2200
ES07124	Proxy switch for ram. Food Pod	TEL2327
HHC0010	Clamp Sensor. Toploader	TEM1568
HX00510	PTO Air Switch. Toploader	TEV3046
MC00355	Pin for Catcher Bar Push Rod. Toploader	TEM1507
MC00363	Bearing Cap for Clamp Shaft. Toploader	TEM1446
MC00428	Bearing Base. Toploader	TEM1447
MC00494	Main Pivot Boss. Toploader/Kerbsider	TEM1068



MC00602	Middle Shaft Retaining Clamp. Toploader	TEM1445
MC00767	Shaft for Clamp Roller. Toploader TLL360	TEM1448
MC00768	Clamp Roller, goes with TEM1448. Toploader TLL360	TEM1449
MC00850	Pin, long. Food Pod	TEM1311
MC00872	Pin, short. Food Pod	TEM1312
	Pilz Relay, Stop Module. Toploader	TEL2447
	Fixing Plate for TEM1089; oblong with 3 holes	TEM1089/1
	Box only for E-Stop assemblies.	TEL2016/1
10456/15804	Proxy Switch, 12mm, 70mm long	TEL2072
	Cable, 1m, 90 deg to Hirschmann	TEL2091
	WANDER CONTROL UNIT ONLY	TEL2161
	LOOM FOR WANDER CONTROL	TEL2161/1
	PLUG, for WANDER CONTROL LOOM	TEL2161/2
	WANDER CONTROL COMPLETE, c/w loom & plug	TEL2161/3
	BEARING SUPPORT ASSY, S/LOADER ASS002013	TEM1069
	SAFETY ARM COMPL. TERB SHARK, SOLID	TEM1154
	SHARK BLADE ONLY	TEM1154/1
	MTG BRACKET ONLY for TEM1154	TEM1154/2
	RAVE DOOR STRENGTHENER	TEM1213
	SPRING BOLT (small)	TEM1128
	SPRING, fits hinge 18417 & 18418	TES4017
NB01028	BOLT, bin catcher, T/berg Toploader	TEM1693
NB10003	Nyloc Nut, Clamp Rollers, Toploader	TEM1451/1
NB10007	Flat Washer, Clamp Rollers, Toploader	TEM1451/2
NB10011	Cap Screw Bolt, Fits Toploader Clamp Roller Pin. Fits TEM1448	TEM1451
NB18001	NUT, to fit TEM1286	TEM1286/1
NB20004	Bolt for TEM1510c/w nut	TEM1510/1
NB30004	NUT SPECIAL, to fit TEM1167	TEM1167/1
NB30005	Norlock washer, for TEM1167	TEM1167/2
PN00513	Air Valve, Single coii, internal door T/berg k/Sider	TEV3060
PN00514	Kerbsider Clamp Air Ram, goes with: TEL2200 (Sensor)	TEV3025
PN00558	SOLENOID VALVE, T/BERG TOPLOADER CLAMP CYLINDER	TEV3059
PN00600	Air Pipe internal door Kerbsider	TEV3061
PN00621	5-port valve, T/berg Kerbsider	TEV3089
PN00658	Elbow fitting To Go with TEV3055 Terb	TEV3055/1
PN00660	Speed Controller/Block Fitting Terb Top Loader	TEV3055
PN00679	BIN CLAMP Air Cylinder T/berg Kerbside, New Type,	TEV3051
VC00539	Toploader catcher bar spring	TES4024
VC00556	Track DISC SPRING Toploader/Kerbsider	TEM1510
VC00605	BEARING, TOPLOADER	TEM1286
VC00607	Toploader/Kerbsider Track Roller. Comes with nut & washer N	TEM1167
VC00608	Toploader Clamp Roller Nut =TEM1046	TEM1165
VC00632	R-Clip fits TEM1507,	TEM1507/1
VC00690	Rubber disc; internal door lock, kerbside/Toploader	TEM1956
VC00690	Rubber disc; internal door lock, kerbside/Toploader	TEM1856
VC00706	Kerbsider/Toploader, Bolt On Bin Carrier	TEM1229
VC01222	Toploader Clamp Roller Spring	TES4033
VR00534	Food pod bearing assembly	TEM1535
VC001661	Door Catch F/Male Terberg PBUV	TEM6086



VC001662	Door Catch Male Terberg PBUV	TEM6086/1
EC02255	4-Way Splitter Box Toploader/Kerbsider	TEL2450
VC01624	Chain; Toploader	TEM6090
ES00532	IFM I15851 Inductive sensor M30 body, M12 connector	TEL2060
4-4215	CHAIR FRONT OUTER BOSS COMPLETE WITH BUSH OMNIDEL	TEM1537/1
4-4127	BOLTS for fixing potentiometers	TEX5025
2-2050	Hose Protect Cable	TEM1938
00007	Return filter	TEF5028
00516	High pressure filter	TEF5027
00649	8way split box Terberg kerbsider & top loader	TEL2296
08093	Dowel pin	TEM6170
08181	Bolt for TEM1638	TEM1638/1
08289	BOLT TERB TCA -DEL	TEX5029
08375	BOLT TERB TCA-DEL	TEX5030
08536	Bolt Omnidel Link	TEM1395/4
08553	Cap Head Screw TERB TCA-DEL	TEX5028
08556	Fixing Bolt for TEM1267 Rave Door Rubber	TEX5031
08628	Allen key grub screw	TEM6171
08691	TERB OMNIDEL Grub Screw Instead of bolt	TEX5021
08913	NUT, to fit PIN TEM1197	TEM1197/1
08913	Stabilizer Arm Pin Nut. To fit pinTEM1197	TEM1197/1
09489	N6 Lever Safety Switch Spring	TES4006
09648	ROLL PIN POTENTIO METER Omnidel	TEM1341
10012	300-amp Mega Fuse Omnidel 3 (Electric lift)	TEM2317
10039	Sensor, square Omni trade	TEL2326
10059	"A" Decal for Terberg box	TEL2460/A
10059	"B" Decal for Terberg box	TEL2460/B
10068	RPD Sensor Cable. For TEL2277 Omnidel 3	TEL2282
10073	CABLE TERB OMNIDEL (E)	TEL2316
10075	RPD Sensor Cable Plug in Terberg	TEL2348
10088	SIDE MARKER LAMP TERBERG	TEL2254
10093	N6 Comb safety switch, TCA-DEL, TCA-OEL, Tinium, TCA-DE	TEL2128
10143	24V Button station LED	TEL2124
10144	P/B LABEL; Omnidel N/S (A)	TEM1364/A
10145	P/B LABEL; Omnidel N/S (B)	TEM1364/B
10168	LOOM, FOR POTENTIOMETER, OMNIDEL () LEAD TOP LOADER/KERBSIDER	TEL2354 TEL2355
10192	Lead 90 degree led Male/Female 2mtr 4 pin	TEL2427
10210	Shroud, for 62 pin connector, Omni deka	TEL2454
10251	Omnidel 3, Omni DE, Plug & Play 4-way Splitter Block	TEL2310
10254	E-Stop c/w plug-in lead Omnidel 2	TEL2309
10255	E-stop Plug and play Omni DE	TEL2344
10256	Loom; Potentiometer, Omnidel 3	TEL2381
10953	RPD Sonar Sensor, Mounted to TEM1477, Omnidel/DE 2	TEL2277
10954	RPD Indicator Red LED Lamp, Mounted to Safety arm TEM1477OmniDel/DE 2	TEL2276
12002	CENTRE BEARING, TCA-DE/DEL	TEM1348
12030	Clamp Cylinder Eye. TCA-DEL. Fits TEM1222	TEM1018
12078	Omnidel Tilt Frame, Centre/Potentiometer Bearing	TEM1225
12104	ROD END BRG, female for TEM1201	TEM1201/1



12105	ROD END BRG, male for TEM1201	TEM1201/2
12108	TCA-DE, TCA-OEL, Tinium, Ram Bearing	TEM1393
12190	CHAIR PIN COLLAR TERB	TEM1420
12249	Actuator gear BEARING, TCA-DE/DEL	TEM1349
12257	OMNIDEL Tilt Frame FIBRE BUSH, 30mm long	TEM1333
12258	FIBRE BUSH, (small) 25mm long CLAMP SPRING Omnidel	TEM1340
12260	Long Top Hat Fibre Bush, OmniDel Clamp Plate & Tilt Frame	TEM1314
12262	Potentiometer Centre Bush with seal	TEM1401
12263	TOP HAT FIBRE BUSH, OmniDel CLAMP SPRING & Lift Ram Housing Bush. 26mm long	TEM1332
12480	CLIP TCA-DE () NOW USE TEM1393/1	TEM1819/1
12700	TCA-DEL, Clamp Cam Shaft WOODRUFF KEY	TEM1456/1
12701	Woolruff key for TEM1578	TEM1578/1
12749	Locking Roll Pin for securing TEM1442/1	TEM1442/2
12753	ROLL PIN TERB OMNIDEL (E)	TEM1569
13010	Bush for TCH-OL(W) CARRIAGE30 X 26mm	TEM1284
13012	Grease Seal Tilt Frame TCA-DE-DEL Omni-DE	TEM1849
13014	Stabilizer Arm Bearing, Fits TEM1228	TEM1228/1
13016	RACK OIL SEAL, TCA-DE	TEM1426
13018	TCA-DEL/DE Tilt Frame Bush	TEM1317
13022	Spring, Catcher Bar TCA-OEL, OLP, Tinium,	TES4004
13023	TCA-DEL/DE, Clamp Plate and Pedal Arm Spring	TES4021
13025	STEEL SHIM, 1mm X 30mm. Various models	TEM1377
13026	Ram Pin Top TCA-DE	TEM1403
13029	TCA-DEL, 30mm Dia, Long Chair Front	TEM1419
13032	Tilt Frame Pin Top & Bottom (Secures both parallel arms) TCA-DE	TEM1404
13034	Bottom Ram Pin, TCA-DE	TEM1406
13035	Chair Front Pins Top & Bottom, TCA-DE	TEM1405
13044	Cylinder, high level, T/berg TCA/TCH/Tinium	TEM1567
13057	SPRING, N1 (First signal) Activator, Various models, Fits with TEM1177 & TEM1178	TES4010
13080	Tilt Frame Rest Rubber, BUMP STOP	TEM1176
13096	Bump Stop, Trade Bump Stop OmniDel, TCA-DEL Stab Arm Rubber, TCA-DE Paralell Arm Rubber	TEM1070
13155	Actuator Plunger TCA-DEL/DE	TEM1489
13233	DECAL "FALLING BIN"	TEM1352
13234	DECAL "STOP"	TEM1350
13235	DECAL "HANDS CLEAR"	TEM1351
13264	DECAL "DO NOT STAND UNDER"	TEM1354
13265	DECAL "KEEP AWAY FROM"	TEM1353
13423	Bush, TCA-DEL Stabilizer Arm Bush	TEM1210
13455	TCA-DEL Clamp Cylinder	TEM1222
13466	Boss OmniDel Tilt Frame Ram Mounting Points	TEM1313
13490	BUSH, LIFT ARM UPPER, TCH-OL	TEM1326
13504	Nylon Block Paladin TCA-DEL&DE R/H	TEM1455
13504 R/H	Plastic Block Palidon TERB TCA-DEL	TEM1455
13505	Nylon Block Paladin TCA-DEL&DE L/H	TEM1454
13505 L/H	Plastic Block Palidon TERB TCA-DEL	TEM1454
13512	TCA-DEL Stabilizer Arm Pin Top	TEM1226



13513	PIN	TEM1223
13525	Nylon wear strip for bin catch bar	TEM1859
13536	TCA-DEL Clamp Cam Shaft Fork L/H to Go with TEM1456	TEM1458
13542	CURTAIN, LH or RH Now use TEM1297LH or TEM1297RH	TEM1297
13763	TCA-DEL Clamp Cam Shaft Fork R/H to Go with TEM145	TEM1457
13780	SHOCK RUBBER TCA-DE (TEM1819
13781	CURTAIN, LH, T/berg Omni DE	TEM1618/LH
13782	CURTAIN, RH, T/berg Omni DE	TEM1618/RH
13960	HINGE TCA-DEL R/H	TEM1279
13964	HINGE TCA-DEL L/H USE TEM1279	
13993	TOP HAT BUSH, TCA-DEL/DE 30mm X 26mm	TEM1260
14009	OmniDel N6 Lever Bush	TEM1453
14013	PARALLEL ARM, OUTER; TCH-OL	TEM1283
14021	Mounting Bracket For switch box Terb	TEM1631
14030	Pin, Tilt Frame/ Lift Arm, LOWER TCH-OL, TCA-OEL, Tinium	TEM1325
14031	PIN, TCH-OL	TEM1230
14033	ADJ Adjustable Clamp Cylinder TCH-OLW, TCH-OL, TCA-OEL, Tinium	TEM1201
14105	Protecting plate	TEM1737
14142	Clamping strip	TEM1736
14177	Cylinder	TEM7071
14236	BIN RESTRAINT SPRING OmniDel, Large	TES4019
14336	Support plate, side of rave, TCH-OL(W)	TEM1679
14339	SPACER BLOCK HYDRAULIC RAM TINIUM/OLW	TEM1795
14542	NYLON WHEEL ASSY, c/w bearings, weigh	TEM1433
14595	COIL, 24v, Up/Down valves, Catcher bar valve. Various models	TEL2152
14636	HINGED STRIKER, 3bolt triangular fixing	TEM1177
14715	N1 STRIKER ASSY; T/berg TCA-OEL/Tinium	TEM1593
14834	OmniDel Tilt Frame Stub Axle, outer (Potentiometer)	TEM1338
14846	DECAL, SWL & grease, Tinium side panel	TEM1355
14861	N6 Lever Pin, Goes with: TEM1442	TEM1442/1
14896	replaced by 18856 (TEL2165)	
15293	Rave/Hopper door safety switch	TEL2080
15426	TCA-DEL TCA-OEL/OL Tinium Rave/Hopper door switch body only	TEL2135
15428	TCA-DEL, TCA-OEL/OL, Tinium Rave/Hopper switch head/roller	TEL2136
15621	N1 first signal sonar switch	TEL2118
15623	N10 Waste Build Up Sonar Sensor, Omnidel	TEL2194
15625	Sonar sensor	TEL2448
15629	N11Trade sonar sensor Omnidel	TEL2090
15643	P/B STATION, LH ARM, OMNITRADE	TEL2362
15765	BOX ONLY, N1 START BUTTON	TEL2016/1
15775	GREEN PUSH BUTTON	TEL2010
15776	FINGER GUARD, push button	TEL2053
15800	LOOM, Prox, 90degree, 5metres, LED	TEL2144
15802	LOOM, prox switch, straight, 5metres	TEL2019
15803	'Y' LOOM c/w 3m loom to replace 15803	TEL2330
15804	N6 Proxy switch, comb safety switch, 12mm X 70mm	TEL2073
15804	PROX SWITCH, <u>55mm long</u> , alt. part for TEL2073	TEL2158
15806	N1, First Signal Proximity Switch, 18mm X 60mm N/O	TEL2061
15808	8 Way Splitter, All models SBC8/10	TEL2198



15810	4-way SPLITTER BOX with loom	TEL2064
15812	LOOM, Prox, M/F 90deg, 300mm, LED	TEL2132
15813	N11 Trade Sensor Cable, Omnidel 600mm, Straight-90	TEL2196
15815	LOOM, Prox, M/F 90deg, 600mm, LED	TEL2133
15816	LOOM, Prox, M/F 90deg, 1mtr, LED	TEL2057
15817	LOOM, F straight led x M angled, 2 metre	TEL2382
15878	E-STOP Assembly, N/C N/C contacts	TEL2016
15891	Push button, light blue	TEL2005
15892	Push button, dark blue	TEL2004
15893	6-HOLE P/B BOX ONLY	TEL2085
15894	P/B LABEL; Omnidel O/S	TEM1363
15896	GREEN LED LAMP, Push button station	TEL2009
15900	BLACK PUSH BUTTON	TEL2003
16033	PIN, locating, 360ltr (T/berg)	TEM1903
16144	PIN, Ram, Bottom, TCA-OL(W)	TEM1344
16147	PIN, Ram, Top, TCA-OL(W)	TEM1345
16160	Retaining Strip For 18254, OmniDel Chair Front Rubber	TEM1452
16251	TCA-DEL Clamp Cam Shaft. With Keyway	TEM1456
16464	RACK OIL SEAL TCA-DEL	TEM1425
16571	GREASE SEAL, SPLINED SHAFT	TEM1427
16631	PLASTIC SIGHT SCREEN, CLEAR, TERB	TEM1067
16634	Safety Arm Bracket TCA-DE/DEL	TEM1424
16660 (&1)	TCA-DEL/DE Safety Arm, Does both L/H & R/H	TEM1154
16772	Nylon wear strip for bin catch bar	TEM1843/1
16810	STEEL BUSH CLAMP SPRING Omnidel	TEM1335
16816	Lock Washer Goes with TEM1325	TEM1325
16890	Internal Spring for TEM1201, TCA-OEL, Tinium, TCH-OLW, Adjustable Clamp Cylinders	TES4007
16891	Clamp Frame for Window TEM1067	TEM1067/1
16912	Centre Stabilizer Arm Pin TCH-OL, TCH-OEL, Tinium	TEM1231
16913	Outer Stabilizer Arm Pin TCH-OL, TCA-OEL, Tinium	TEM1232
17540	Potentiometer/Centre Bearing Seal (Large)	TEM1321
17541	Potentiometer Housing Seal (Small)	TEM1322
17544	Grease seal	TEM6162
17629	Dowety Seal Electric Hoist	TEF5043/1
17682	HIRSCHMANN PLUG	TEL2116
18246	Rave/Hopper Door Rubber	TEM1267
18247	Rave/Hopper door Steel Clamp Strip	TEM1511
18307	PIVOT RAM, Omnidel Mk2use TEM1383	TEM1440
18345	OmniDel Stabilizer Arm Bottom Bearing Securing Boss/Pin (Inner with threaded hole) (Part 1 of 2)	TEM1422
18346	OmniDel Stabilizer Arm Bottom Bearing Securing Boss/Pin (Outer with plain hole) (Part 2 of 2)	TEM1423
18357	OmniDel Clamp Pin	TEM1300
18368	Rave Door Spring Strut Bracket, (R/H) TCA-OL, OLW	TEM1292
18369	STRUT, SPRING TYPE, RAVE DOOR	TEM1064
18417	LH Hinge Omnidel To Fit TEM1089 Guard	TEM1089L/H
18418	RH Hinge Omnidel To Fit TEM1089 Guard	TEM1089R/H
18419	'D' type FLEXI ARM	TEM1089
18443	Cylinder boss	TEM7106



18473	Rave/Hopper Door Gas Strut Omnidel	TEM1127
18520	Spring Construction Complete Omnidel For Chair	TES4035
18527	Clamp Spring Spacer, Omnidel	TEM1400
18528	STEEL SPACER, CLAMP SPRING Omnidel	TEM1334
18530	(N/S) Button Station complete OMNIDEL, Omni-DE	TEL2156
18531	(O/S) Button Station complete OMNIDEL, Omni-DE	TEL2155
18543	Washer for TEM1300 Terberg Omnidel	TEM1638
18546	POTENTIOMETER HOUSING OmniDel	TEM1413
18602	Pin, lift arm, bottom (278mm)	TEM1738
18615	HINGED STRIKER, 3 bolt in-line fixing	TEM1178
18665	Safety switch cover Terb	TEM1617
18690	OmniDel Rave/Hopper Door	TEM1213/1
18711	SHAFT for WHEEL ASSY (TEM1433)	TEM1434
18713	PIN RAVE DOOR 360mm Long Terberg	TEM1684
18724	PIN 235mm	TEM1233
18737	Safety Arm Support Omni Del Triple Lift R/H	TEM6051
18738	Safety Arm Support Omni Del Triple Lift L/H	TEM6050
18739	Z Bracket, diagnostic box	TEM6147
18773	N0 6 Lever bracket Omnidel	TEM1900
18781	No6 lever for Terberg omnidel MK1 (50mm wide)	TEM1611
18852	Mounting plate for double bump rubber L/H	TEM1452/LH
18853	Mounting plate for double bump rubber R/H	TEM1452/RH
18856	POTENTIOMETER, (was 14896)	TEL2165
18968	HYDRAULIC FILTER, ELECTRIC LIFT, UFI, T/BERG	TEF5025
23172	Gas Strut, Hopper/Rave Door Terberg Omni Trade-BL	TEM1586
23250	Spring/Chute Bolt for rave door	TEM1034
23273	S/Steel Hinge Omnidel Rave Door	TEM1217
23303	Bobbin, flat face	TEM1590
23321	PIN TERB TCA-DEL	TEZ9015
23364	Hinge New Rave Door Omnidel 3	TEM1863
26037	Hinge Pin, Terberg OEL & OLW	TEM1580
26058	FINGER LEVER FOR TEL2128	TEL2128/FINGER
26059	FINGER LEVER FOR TEL2128	TEL2128/FINGER
26133	POTENTIOMETER HOUSING OmniDel	TEL1413
26137	OmniDel Tilt Frame Stub Axle Inner (Centre Bearing)	TEM1339
26143	OmniDel Stabilizer Arm Complete	TEM1228
26158	Stabilizer Arm Pin for OmniDel	TEM1197
26162	Stabilizer Arm Greaser bolt for TEM1197	TEM1197/2
26174	Rave Door Spring Strut Bracket, (L/H) TCA-OL, OLW	TEM1293
26260	No6 Lever Tooth Comb Bracket Omnidel 3	TEM1964
26364	Dummy block cover goes with TEM1721	TEM1721/1
26365	DUMMY TOOTH, OMNIDEL	TEM1721
26461	PIN, Hopper plate Fixing Terberg TCA-OEL-TCH-OL(W)	TEM1683
26501	Spacer Seal 1mm Omnidel	TEM1421
26502	2mm Spacer for TEM1197	TEM1200
26503	Plastic 4mm Spacer for TEM1197	TEM1199
26507	PIVOT RAM, Omnidel Mk2	TEM1383
26556	DECAL, Omnidel side panel SWL	TEM1391
26557	EMERGENCY STOP ASS'Y (2x N/C)	TEL2016



26558	PUSH BUTTON ONLY, RED, E-STOP	TEL2089
26559	CONTACT ONLY, E-STOP, (2x N/C)	TEL2040
26560	CONTACT ONLY, E-STOP, (1x N/O, 1x N/C)	TEL2008
26592	Omnidel Hydraulic Lift Ram Pin	TEM1219
26881	Rave/Hopper Safety Switch, Plug & Play OmniDel	TEL2280
26922	DECAL: OMNIDEL SWL, LEFT HAND	TEM1767
26923	DECAL; OMNIDEL SWL, RIGHT HAND	TEM1768
26986	Breather Filter Electric Hoist	TEF5043
29015	N1 First Sensor Omnidel 3	TEL2388
29017	NII Trade Sensor Omnidel 3	TEL2387
29057	8 Hole box only	TEL2137
30000	Window. New Type Omnidel	TEM1676
30001	Fixing strip to go with TEM1676	TEM1676/1
30113	RAVE/HOPPER DOOR, OMNITRADE	TEM1748
30120	Pull rod TCH-BL	TEM7021
30121	Pull rod locking mech TCH-BL	TEM7020
30128	Locking Bar Terberg Omnidel3	TEM1797/1
30129	Lock washer TCH-BL	TEM6138
30144	Washer for 40872	TEM6169
30154	Bush	TEM6145
30158	Fibreglass bush	TEM7103
30225	Clamp Strip, rubber guard, Omnitrade	
30226	Safety guard	TEM6115
30235	Mounting strip, left hand	TEM6404
30240	Safety Arm, OmniDel, Tinium	TEM1089
30265	Fix Strip Rave Door Rubber Terberg Goes with TEM1512	TEM1585
30274	HINGE SHORT LEG OMNI-DE	TEM1751L/H
30275	HINGE SHORT LEG OMNI-DE	TEM1751R/H
30284	Catcher Bar LH PIN/BRKT (keyway), Omnidel 3	TEM1578
30342	N6 LEVER, Safety Switch, OMNIDEL	TEM1442
30403	Safety Arm, OmniDel Triple lift. 730mm long	TEM1218
30430	SPRING, as TES4006 but c/w added hoop/loop	TES4006/M
30438	LID OPENER SPRING	TES4038
30452	Safety ring/tab washer	TEM6096
30590	Decal Electric Hoist	TEF5043/2
30641	SWL 160kg decal	TEM6113
30642	Decal SWL triple 30% side R/H 160kg	TEM7016
30644	SWL decal 160kg	TEM6119
34309	16-pin MALE INSERT (Harting)	TEL2175/M
34310	HOOD/HOUSING, c/w CLIPS (Harting)	TEL2175/1
111097	LED Stop/Tail/Indicator Lamp c/w connector	TEL2506
37015	Rubber flap	TEM7018
37017	Handle For Rave Door Terb OmniDel 2 New	TEM1429
37018	Rave Door Omnidel 3	TEM1850
37020	Rave/Hopper Door Rubber Spill Guard Omnidel 3	TEM1512
37068	HINGE PIN OMNIDEL 3	TEM1797
37211	LOWER COVER RIGHT HAND DEL 3	TEM6106/RH
37212	LOWER COVER LEFT HAND DEL 3	TEM6106/LH
37216	Clamp strip for TEM7022	TEM7023
37217	Side screen	TEM7022



37220	OMNIDEL 3 SAFETY ARM HINGE (RIGHT HAND)	TEM1482R/H
37221	OMNIDEL 3 SAFETY ARM HINGE (LEFT HAND)	TEM1482L/H
37244	CLAMPING STRIP, RUBBER SPILL SHEET, OMNIDEL 3	TEM1781
37411	Clamp Plate Spill Guard Omnidel 3	TEM1513
37484	BRACKET TO GO WITH TEM1482 HINGES	TEM1482/1
37618	Decal; SWL, Left Hand	TEM1765
37619	Decal; SWL, Right Hand	TEM1766
37620	Decal SWL L/H	TEM6104
37621	Decal SWL R/H	TEM6105
37790	4 pin straight cable 1.6m	TEL2483
37807	Bearing pin catcher pivot	TEM6102/2
37872	Slide bearing	TEM6165
38033	CURTAIN, LH, T/berg Omni DE	TEM1618/LH
38034	CURTAIN, RH, T/berg Omni DE	TEM1618/RH
38040	Fixing strip for TEM7018	TEM7018/1
38164	Rave Plate 30% Omni 3 Triple Lift	TEM1965
38165	Protective Strip Lower TAE-TEL3	TEM1977
38166	Clamp Strip Lower TAE-TEL3	TEM1977/1
38168	Protective Strip Upper TAE-TEL3	TEM1976
38169	Mounting Strip Upper TAE-TEL3	TEM1976/1
38184	Safety Arm Extension Plate, OmniDEL3 Triple Lift with extended arms. Fits onto TEM1477 (Safety Arm)	TEM1499
38238	Centre Safety Arm Hinge (R/H) Omnidel Triple	TEM6060
38274	Hinge Long Leg Triangle Plate Omni/Tinium Lift	TEM1867L/H
38275	Hinge Long Leg Triangle Plate Omni/Tinium Lift	TEM1868R/H
38287	Wedge for TEL2277 Proxy	TEM1682
38291	Centre Safety Arm Hinge (L/H) Omnidel Triple	TEM6058
38300	Omnidel3 Hollow Safety Arm	TEM1477
38362	Mounting strip	TEM6405
38443	Stainless steel RPD Sensor Guard Omnidel3 For TEL2277 (RPD SENSOR) and TEM1477 (Safety Arm)	TEM1498
38497	Hinge Short Leg Triangle Plate Omni/Triple Lift	TEM1865L/H
38498	Hinge Short Leg Triangle Plate Omni/Triple Lift	TEM1866R/H
40125	Light bracket L/H (for TEL2506 lamp)	TEM7115/LH
40126	Light bracket R/H (for TEL2506 lamp)	TEM7115/RH
40127	Light bracket L/H (for TEL7136 lamp)	TEM7135L/H
40128	Light bracket R/H (for TEL7136 lamp)	TEM7135R/H
40555	Lock washer for 40872	TEM6168
40792	Spring	TES4060
40839	Lower hinge pin	TEM6164
40848	Catcher bar tube	TEM6102/1
40871	Shaft upper chair	TEM6166
40872	Shaft lower chair	TEM6167
40874	Boss	TEM6163
50296	BEARING, OmniDel Lift Ram	TEM1220
420090	Power light lens	TEL2052
702210294	Spring New Arms	TES4049





Filters













	<p>TEF5043 Breather filter electric hoist (26986)</p>		<p>TEF5043/1 Dowety seal electric hoist (17629)</p>
	<p>TEF5043/2 Decal electric hoist (30590)</p>		<p>TEF5025 Hydraulic filter electric lift ufi (18968)</p>
	<p>TEF5027 High Pressure Filter Top Loader/ Kerbsider (00516)</p>		<p>TEF5028 Return Filter Top Loader/Kerbsider (00007)</p>
	<p>TEF5075 Filter (28041787)</p>		

Switches and Electrical



	<p>TEL2001 E-Stop button assembly N/O N/C</p>		<p>TEL2002 Knob switch head</p>
	<p>TEL2003 Push button black (travel height)</p>		<p>TEL2004 Push button, dark blue (15892)</p>
	<p>TEL2005 Push button, light blue (15891)</p>		<p>TEL2008 Contact N/O N/C (26560)</p>
	<p>TEL2009 Green LED lamp (15896)</p>		<p>TEL2009/1 Amber lens for LED indicator</p>
	<p>TEL2009/2 Red lens for LED indicator</p>		<p>TEL2009/3 Green LED lamp <i>Alternative</i> (15896)</p>
	<p>TEL2010 Push button green (15775)</p>		<p>TEL2011 2-position contact assembly</p>



	<p>TEL2012 Push button (grey)</p>		<p>TEL2013 Push button (yellow)</p>
	<p>TEL2016 E-stop assembly N/C N/C contacts (15878)</p>		<p>TEL2016/1 Box only for stop assembly</p>
	<p>TEL2017 IFM 5mtr cable M12 90deg female socket to x4 loose wires (EVC005)</p>		<p>TEL2019 Terberg, IFM EVC002 5mtr cable M12 female socket to x4 loose wires (15802)</p>
	<p>TEL2020 IFM M18 body, M12 connector, 8mm sensing range, Normally open, 1st signal (Terberg) (IGS204)</p>		<p>TEL2035 Contact, P/B, N/O N/O</p>
	<p>TEL2036 Contact N/C (T5474)</p>		<p>TEL2037 Contact Block unknown</p>
	<p>TEL2038 Contact, 3-position</p>		<p>TEL2040 Contact Block, P/B, N/C N/C</p>



	<p>TEL2041 3-Position contact, spring return to centre</p>		<p>TEL2042 Contact block 2- layers unknown</p>
	<p>TEL2043 Push button (Red) 40mm diameter</p>		<p>TEL2052 Power light lens (420090)</p>
	<p>TEL2053 Finger guard push button shroud</p>		<p>TEL2057 Terberg, IFM EVT325 1mtr cable M12 3 pin male 90deg to M12 female socket 90deg (15816)</p>
	<p>TEL2060 IFM Inductive sensor M30 body, M12 connector, 10mm sensing range, PNP NO (I15851)</p>		<p>TEL2061 Terberg IFM IGS208 Inductive sensor M18 body, M12 connector, N/O, 8mm sensing range (15806)</p>
	<p>TEL2064 Terberg, Lumberg 4- way actuator/sensor box, M12, Splitter box with loom hard wired end (15810)</p>		<p>TEL2069 Terberg ES07000/Zoeller 0706042173, IFM IGC204 Inductive sensor, M18 body, M12 connector, PNP N/O, 8mm sensing range</p>
	<p>TEL2072 Terberg Inductive sensor, M12 body and connector, 70mm long, PNP N/O, 4mm sensing range (10456/15804)</p>		<p>TEL2073 IFM Inductive sensor, M12 body and connector, 45mm long, PNP N/O, 4mm sensing range (IFS204)</p>



	<p>TEL2080 Rave/hopper door safety switch (15293)</p>		<p>TEL2080/1 Rave/hopper door magnet only</p>
	<p>TEL2083 4-hole box only (T5751 B 1)</p>		<p>TEL2084 5-hole box only (TT5577)</p>
	<p>TEL2085 6-hole box only (TT5470)</p>		<p>TEL2089 Stop Button, Red, 70mm diameter</p>
	<p>TEL2090 N11Trade sonar sensor Omnidel (located in the centre) (15629)</p>		<p>TEL2091 Loom, 1m, 90 degree to Hirschmann, Toploader, Kerbsider</p>
	<p>TEL2116 Hirschmann plug (17682)</p>		<p>TEL2118 N1 first signal sonar switch Omnidel (15621)</p>
	<p>TEL2124 24V Button station LED (10143)</p>		<p>TEL2128 N6 Comb safety switch, TCA-DEL, TCA-OEL, Tinium, TCA-DE (10093)</p>



	<p>TEL2128/1 Limit switch comes with loom straight end (15983)</p>		<p>TEL2128/ FINGER N6 Lever for TEL2128 (26058/26059)</p>
	<p>TEL2132 Terberg, IFM EVT080, 300mm cable M12 90deg male 3 pin to M12 90deg female socket, with LED (15812)</p>		<p>TEL2133 Terberg, IFM EVT080, 300mm cable M12 90deg male 3 pin to M12 90deg female socket, with LED (15812)</p>
	<p>TEL2135 TCA-DEL, TCA-OEL/OL, Tinium Rave/Hopper door switch body only (15426)</p>		<p>TEL2136 TCA-DEL, TCA-OEL/OL, Tinium Rave/Hopper switch head/roller (15428)</p>
	<p>TEL2137 8 Hole box only (29057)</p>		<p>TEL2140 Blank plug for button station boxes</p>
	<p>TEL2143 Steel washer contacts</p>		<p>TEL2144 Terberg, IFM EVC008 5mtr cable M12 female 90 deg socket w/LED to x4 loose wires (15800)</p>
	<p>TEL2147 4 Hole box assembly O/S TCH-OLW HOIST</p>		<p>TEL2148 5 Hole box assembly N/S TCH-OLW HOIST</p>



	<p>TEL2152 Coil 24v, Up/Down valves, Catcher bar valve. Various models (14595)</p>		<p>TEL2155 (O/S) Button Station complete OMNIDEL, Omni-DE (18531)</p>
	<p>TEL2156 (N/S) Button Station complete OMNIDEL, Omni-DE (18530)</p>		<p>TEL2158 Terberg, IFM IFM213 Inductive sensor, M12 body and connector, PNP/NPN N/O, 60mm long, 4mm Sensing range (15804)</p>
	<p>TEL2161 Wander control Terberg, Top Loader</p>		<p>TEL2161 /1 Loom for wander control TEL2161</p>
	<p>TEL2161 /2 7 Pin Plug for Wander Control TEL2161</p>		<p>TEL2161 /3 Wander control Terberg, Top Loader complete</p>
	<p>TEL2161 /4 Stop button only fits TEL 2161/3 and TEL2189/1</p>		<p>TEL2161/5 Remote hand control unit, direct replacement; Terberg Kerbsider</p>
	<p>TEL2165 Potentiometer (18856)</p>		<p>TEL2175/M 16-pin male insert (harting) (34309)</p>



	TEL2175/F Female plug insert (harting)		TEL2175/1 16 Pin plug housing, (harting) (34310)
	TEL2175/2 Harting plug surface mount base		TEL2175/3 Gland nut for harting plug housings
	TEL2194 N10 Waste build up sonar sensor, Omnidel (Located in the hopper area) (15623)		TEL2195 T-coupler Toploader/Kerbsider (EC02097)
	TEL2196 N11 Trade sensor cable Omnidel 600mm straight-90 (15813)		TEL2196 /1 Lead 5metre long 90- straight
	TEL2198 8 Way splitter (all models) SBC8/10 (15808)		TEL2199 Toploader/Kerbsider, 8-way block loom (EC02176)
	TEL2200 Clamp air ram position sensor Fits TEV3025 Kerbsider (ES077075)		TEL2216 Female 90degree led x to straight male Lead 1metre














	<p>TEL2217 Female 90 degree Led x straight 2mtr (male)</p>		<p>TEL2230 IFM EVC811 wirable female M12 elbow connector</p>
	<p>TEL2230/1 IFM EVC813 wirable male M12 elbow connector</p>		<p>TEL2231 Straight connector Top Loader (female)</p>
	<p>TEL2231/1 IFM EVC812 wirable plug, M12 straight connector</p>		<p>TEL2241 Y Cable 1m, 5-pin (15801)</p>
	<p>TEL2254 Side marker lamp TERBERG (10088)</p>		<p>TEL2276 RPD Indicator red LED lamp (hardwired) mounted to safety arm TEM1477 OmniDel/DE 2 (10954)</p>
	<p>TEL2276/1 RPD Indicator red LED lamp, mounted to safety arm with super seal plug OmniDel/DE 2 (10954)</p>		
	<p>TEL2277 RPD Sonar sensor, mounted to TEM1477, OmniDel/DE 2 (10953)</p>		<p>TEL2280 Rave/hopper safety switch, plug & play OmniDel (26881)</p>











	<p>TEL2280/1 Terberg Rave door switch cable, IFM E11230 connection cable, 5mtr 8 pole connection, M12 male to M12 female (10152)</p>		<p>TEL2280/2 Rave door switch plug in ultrasonic (37691)</p>
	<p>TEL2282 Terberg RPD Sensor cable, EVC057 1mtr M12 straight 5 pin male to M12 straight female socket (10068)</p>		<p>TEL2289 4-position contact</p>
	<p>TEL2296 Terberg IFM EBC010 8-Way splitter box x1 M23 connection and x8 M12 connections with LEDs (EC00649)</p>		<p>TEL2309 E-stop comes with plug-in lead Omnidel 2 (10254)</p>
	<p>TEL2310 4-way SPLITTER BOX, c/w lead, plug & play, Omnidel 2 (10251)</p>		<p>TEL2311 Toploader/Kerbsider 8-Way Block (EC02252)</p>
	<p>TEL2311/1 8-Way block loom Toploader/Kerbsider (EC02253)</p>		<p>TEL2314 Electrical plug Terberg, Top Loader (EC00653)</p>
	<p>TEL2316 Cable Terberg, Omnidel (E) (10073)</p>		<p>TEL2317 300amp mega fuse, Omnidel 3, Omni DE (Electric) (10012)</p>



	<p>TEL2319 Pilz Relay, Stop Module K/Sider (ER06004)</p>		<p>TEL2326 Terberg Omnitrade GM701S Fail-safe inductive sensor, M12 connector, PNP, 40mmx40mmx66mm (10039)</p>
	<p>TEL2326/1 Loom for TEL2326 (4 wires) (15759)</p>		<p>TEL2327 Ram proxy food switch pod (ESO7124)</p>
	<p>TEL2330 'Y' Loom comes with 3m loom to replace (15803)</p>		<p>TEL2343 T. Piece Terberg, Top Loader (ECO2281)</p>
	<p>TEL2344 E-stop Plug and play Omni Dennis (10255)</p>		<p>TEL2345 Coil 24V Terberg, Omnidid</p>
	<p>TEL2348 Loom RPD Sensor Plug in Terberg 10075/10079/10069 fits TEL2282.4</p>		<p>TEL2354 Terberg, IFM EVS001 2mtr cable M12 male straight to 3 wires (10168)</p>
	<p>TEL2355 Lead Top Loader, Kerbsider</p>		<p>TEL2357 Loom M12 Straight, M/90 Female, 2metre, Terberg, Toploader (EC00670)</p>



	<p>TEL2358 Loom, M23, straight, 1metre Terberg, Hirschmann, Toploader (EC00643)</p>		<p>TEL2359 Loom M12 straight, male, 90 FEM, 5metre Terberg, Toploader (EC00711)</p>
	<p>TEL2362 Push button station, LH arm Omnitrade (15643)</p>		<p>TEL2374 PCB10 Recon fully tested circuit board (14803)</p>
	<p>TEL2375 T-Piece connector Terberg, Toploader (EC02144)</p>		<p>TEL2377 T-piece connector Toploader (EC00661)</p>
	<p>TEL2378 Loom, clamp air valve, Kerbsider (EC00645)</p>		<p>TEL2380 Down button timer relay for a food pod</p>
	<p>TEL2381 Loom for Potentiometer Omnidel 3 (10256)</p>		<p>TEL2382 Loom, female, straight led x M angled, 2metre (15817)</p>
	<p>TEL2387 NII Trade sensor Omnidel 3 (29017)</p>		<p>TEL2388 N1 First sensor Omnidel 3 (29015)</p>



	<p>TEL2412 Rave door safety switch transmitter (10434)</p>		<p>TEL2412/1 Rave door switch actuator only</p>
	<p>TEL2416 Refuse sensor, sonic, square, Omnidel 3 (29016)</p>		<p>TEL2427 Terberg IFM EVC038 2mtr cable M12 male 4 pin LED 90deg to M12 female 90deg socket (10192)</p>
	<p>TEL2442 Sensor & actuator Toploader</p>		<p>TEL2447 Pilz relay Toploader</p>
	<p>TEL2448 Sonar sensor (15625)</p>		<p>TEL2450 4-Way splitter box Toploader/Kerbsider (EC02255)</p>
	<p>TEL2451 Right hand button box assembly Omnidel 3, Triple</p>		<p>TEL2454 Shroud for 62 pin connector Omni deka (10210)</p>
	<p>TEL2454/BLACK Plug assembly 62-pin (black)</p>		<p>TEL2454/GREY Plug assembly 62-pin (grey)</p>








	<p>TEL2460/A A decal for Terberg box (10059 & 60)</p>		<p>TEL2460/B B decal for Terberg box (10059 & 60)</p>
	<p>TEL2467 T Coupler connector food pod</p>		<p>TEL2467/1 Loom goes with TEL2247 Terberg Food Pod EC02228</p>
	<p>TEL2468 Terberg Food pod relay ER00542 TLC4</p>		<p>TEL2473 Terberg Kerbloader, IFM IIC206, M30 body to M12 connection, N/O PNP, 15mm sensing range (ES00532)</p>
	<p>TEL2475 Terberg, IFM IGS287, M18 body with M12 connector, 8mm Sensing range, PNP N/O, 45mm long (ES07000)</p>		<p>TEL2483 4 pin straight cable 1.6m (37790)</p>
	<p>TEL2489 LED Red stop/tail 100x100x28mm</p>		<p>TEL2490 LED Amber indicator 100x100x28</p>
	<p>TEL2491 LED White fog/reverse 100x100x28</p>		<p>TEL2506 111097 LED Stop/tail/indicator lamp comes with connector</p>



Mechanical



Tel: 0121 326 9035 – option 1

	<p>TEM1001 /1 Grease adaption cone (for Toploader Clamp Rollers)</p>		<p>TEM1018 Clamp cylinder eye TCA-DEL fits TEM1222 (12030)</p>
	<p>TEM1034 Spring/shoot bolt for rave door (23250)</p>		<p>TEM1046 Nut to fit TEM1165 roller Side Loader, Top Loader</p>
	<p>TEM1064 Rave/hopper door spring strut TCH-OLW, TCH-OL, TCA-OEL, Tinium</p>		<p>TEM1067 Plastic sight screen (clear) Terberg (16631)</p>
	<p>TEM1067/1 Clamp frame for window TEM1067 (16891)</p>		<p>TEM1068 Toploader/Kerbsid er main pivot boss (MC00494)</p>
	<p>TEM1069 Bearing support assembly Toploader, Kerbsider (ASS002013)</p>		<p>TEM1070 Bump stop, trade bump stop OmniDel, TCA-DEL stab arm rubber, TCA-DE Paralell arm rubber (13096)</p>
	<p>TEM1089 Safety arm, OmniDel, Tinium (30240)</p>		<p>TEM1089 /1 Fixing plate (oblong, 3 holes) for TEM1089</p>













	<p>TEM1089/2 Brace bar (full width) for TEM1089</p>		<p>TEM1089 L/H Left hand hinge Omnidel to fit TEM1089 guard all in stainless steel (18417)</p>
	<p>TEM1089 R/H Right hand hinge Omnidel to fit TEM1089 guard all in stainless steel (18418)</p>		<p>TEM1127 Rave/hopper door gas strut Omnidel (18473)</p>
	<p>TEM1128 Chute/spring bolt, rave/hopper door, Kerbsider internal door locks (30430)</p>		<p>TEM1154 TCA-DEL/DE safety arm does both L/H & R/H (16660 & 16661)</p>
	<p>TEM1154 /1 Plastic blade only for TEM1154</p>		<p>TEM1154 /2 Bracket only for TEM1154</p>
	<p>TEM1162 No 1 Activator Terberg</p>		<p>TEM1165 Toploader clamp roller nut =TEM1046 (VC00608)</p>
	<p>TEM1167 Toploader/Kerbsider track roller comes with nut & washer 80mm diameter (VC00607)</p>		<p>TEM1167 /1 Special nut to fit TEM1167 (NB30004)</p>



	<p>TEM1167 /2 Norlock washer for TEM1167 (NB30005)</p>		<p>TEM1176 Tilt frame rest rubber bump stop (13080)</p>
	<p>TEM1177 N1 (first signal) activator (3 bolt triangular fixing)</p>		<p>TEM1178 N1 (first signal) activator (3 bolt inline fixing)</p>
	<p>TEM1178 /1 Bush fitted to pivot on striker TEM1178</p>		<p>TEM1197 Stabilizer arm pin for OmniDel (26158)</p>
	<p>TEM1197 /1 Stabilizer arm pin nut to fit pin TEM1197 (08913)</p>		<p>TEM1197 /2 Stabilizer arm greaser bolt for TEM1197 (26162)</p>
	<p>TEM1199 Plastic 4mm spacer for TEM1197 (26503)</p>		<p>TEM1200 2mm spacer for TEM1197 (26502)</p>
	<p>TEM1201 Adjustable clamp cylinder TCH-OLW, TCH-OL, TCA-OEL, Tinium (14033)</p>		<p>TEM1201 /1 Rod end bearing female for TEM1201 (12104)</p>



	<p>TEM1201/2 Rod end bearing male for TEM1201 (12105)</p>		<p>TEM1210 Bush TCA-DEL stabilizer arm bush (X4 Per Arm) (13423)</p>
	<p>TEM1213 OmniDel rave/hopper door strengthener</p>		<p>TEM1213 /1 OmniDel rave/hopper door (18690)</p>
	<p>TEM1213/2 Screw fixing kit (for rave door TEM1213/1)</p>		<p>TEM1213/ASS Y Rave door (old type, with hinges and hinge fixings)</p>
	<p>TEM1217 Stainless steel hinge Omnidel rave door (23273)</p>		<p>TEM1218 Safety arm, Omnidel triple lift 730mm long (30403)</p>
	<p>TEM1219 Omnidel hydraulic lift ram pin (26592)</p>		<p>TEM1220 Bearing Omnidel lift ram (50296)</p>
	<p>TEM1222 TCA-DEL Clamp cylinder (13455)</p>		<p>TEM1223 TCA-DEL Chair clamp pin (13513)</p>



	<p>TEM1225 OmniDel Tilt frame centre/potentiometer bearing (12078)</p>		<p>TEM1226 TCA-DEL Stabilizer arm pin top (13512)</p>
	<p>TEM1228 OmniDel Stabilizer arm complete (26143)</p>		<p>TEM1228/1 Stabilizer arm bearing fits TEM1228 (13014)</p>
	<p>TEM1228/2 Circlip for Geesink GPM3 GB1000 hoist</p>		<p>TEM1229 Kerbsider/Toploader bolt on bin carrier (VC00706)</p>
	<p>TEM1230 Pin TCH-OL (14031)</p>		<p>TEM1231 Centre stabilizer arm pin TCH-OL, TCH-OEL titanium (16912)</p>
	<p>TEM1232 Outer stabilizer arm pin TCH-OL, TCA-OEL, Titanium (16913)</p>		<p>TEM1233 Pin 235mm (18724)</p>
	<p>TEM1260 Top hat bush TCA-DEL/DE 30mm X 26mm (13993)</p>		<p>TEM1267 Rave/hopper door rubber (18246)</p>



	<p>TEM1279/LH Hinge left hand for TCA-DEL safety arm</p>		<p>TEM1279/RH Hinge right hand for TCA-DEL safety arm</p>
	<p>TEM1283 Parallel arm (outer) TCH-OL (14013)</p>		<p>TEM1284 Bush for TCH- OL(W) Carriage 30 X 26mm (13010)</p>
	<p>TEM1286 Bearing Toploader 40mm diameter (VC00605)</p>		<p>TEM1286/1 Nut to fit TEM1286 (NB18001)</p>
	<p>TEM1286/2 Washer M18 x 3mm, for TEM1286</p>		<p>TEM1292 Rave door spring strut bracket right hand TCA-OL, OLW (18368)</p>
	<p>TEM1293 Rave door spring strut bracket left hand TCA-OL, OLW (26174)</p>		
	<p>TEM1300 OmniDel clamp pin (showing view either end) (18357)</p>		<p>TEM1311 Pin (long) Terberg Food Pod (MC00850)</p>








	<p>TEM1312 Pin (short) Terberg Food Pod (MC00872)</p>		<p>TEM1313 Boss OmniDel tilt frame ram mounting points (13466)</p>
	<p>TEM1314 Long top hat fibre bush OmniDel clamp plate & tilt frame (12260)</p>		<p>TEM1317 TCA-DEL/DE Tilt frame bush (13018)</p>
	<p>TEM1321 Potentiometer/centre bearing seal (large) (17540)</p>		<p>TEM1322 Potentiometer housing seal (small) (17541)</p>
	<p>TEM1325 Pin, tilt frame/lift arm, lower TCH-OL, TCA-OEL, Tinium (14030)</p>		<p>TEM1326 Bush lift arm, upper, TCH-OL Terberg (13490)</p>
	<p>TEM1332 Top hat fibre bush, OmniDel clamp spring & lift ram housing bush (26mm long) (12263)</p>		<p>TEM1333 Tilt frame fibre bush 30mm long (12257)</p>
	<p>TEM1334 OmniDel Clamp spring steel spacer (18528)</p>		<p>TEM1335 Steel bush clamp spring OmniDel (16810)</p>















	<p>TEM1338 OmniDel Tilt frame stub axle outer (potentiometer) (14834)</p>		<p>TEM1339 OmniDel Tilt frame stub axle inner (centre bearing) (26137)</p>
	<p>TEM1340 Fibre bush (small) 25mm long (clamp spring) Omnidel (12258)</p>		<p>TEM1341 Roll pin potentiometer Omnidel (09648)</p>
	<p>TEM1344 Pin, ram, bottom, TCA-OL(W) (16144)</p>		<p>TEM1345 Pin, ram, top TCA-OL(W) (16147)</p>
	<p>TEM1348 Centre bearing TCA-DE/DEL (12002)</p>		<p>TEM1349 Actuator gear bearing TCA-DE/DEL (12249)</p>
	<p>TEM1350 Decal "STOP" (13234)</p>		<p>TEM1351 Decal "HANDS CLEAR" (13235)</p>
	<p>TEM1352 Decal "FALLING BIN" (13233)</p>		<p>TEM1353 Decal "KEEP AWAY FROM" (13265)</p>



	<p>TEM1354 Decal "DO NOT STAND UNDER" (13264)</p>		<p>TEM1355 Decal Tinium side panel SWL (14846)</p>
	<p>TEM1363 Button station decal Omnidel O/S (15894)</p>		<p>TEM1364/A Button station decal Omnidel N/S (A) (10144)</p>
	<p>TEM1364/B Button station decal Omnidel N/S (B) (10145)</p>		<p>TEM1376 Clamp spring refurb kit, Omnidel (Kit comprises of parts to refurb 1 spring)</p>
	<p>TEM1376/1 Clamp spring bolt OmniDel, nyloc & 2 flat washers</p>		<p>TEM1376/2 Fixing kit for TES4035 (bolts, top hats, spacer)</p>
	<p>TEM1377 Steel shim, 1mm X 30mm various models (13025)</p>		<p>TEM1383 Pivot ram Omnidel Mk2 (26507)</p>
	<p>TEM1391 Decal Omnidel plastic panel SWL (26556)</p>		<p>TEM1393 TCA-DE, TCA-OEL, Tinium, ram bearing (12108)</p>



	<p>TEM1393/1 Wire circlip for TEM1393</p>		<p>TEM1395/4 Bolt, fixes yoke pin & plate (08536, 84070)</p>
	<p>TEM1938 Hose protect cable (2-2050)</p>		<p>TEM1400 Clamp spring spacer, omnidel (18527)</p>
	<p>TEM1401 Potentiometer centre bush (12262)</p>		<p>TEM1402 Potentiometer bush with seal</p>
	<p>TEM1403 Ram pin top TCA- DE (13026)</p>		<p>TEM1404 Tilt frame pin top & bottom, (secures both parallel arms) TCA-DE (13032)</p>
	<p>TEM1405 Chair front pins top & bottom TCA-DE (13035)</p>		<p>TEM1406 Bottom ram pin TCA-DE (13034)</p>
	<p>TEM1413 Potentiometer housing Omnidel (18546/26133)</p>		<p>TEM1419 TCA-DEL, 30mm Diameter long chair front pin 651mm long (13029)</p>















	<p>TEM1420 Chair pin collar Terberg (12190)</p>		<p>TEM1421 Spacer seal 1mm Omnidel (26501)</p>
	<p>TEM1422 OmniDel stabilizer arm bottom bearing securing boss/pin (inner with threaded hole) (Part 1 of 2) (18345)</p>		<p>TEM1423 OmniDel stabilizer arm bottom bearing securing boss/pin (outer with plain hole) (Part 2 of 2) (18346)</p>
	<p>TEM1424 Safety arm bracket TCA-DE/DEL (16634)</p>		<p>TEM1425 Rack oil seal TCA- DEL (16464)</p>
	<p>TEM1426 Rack oil seal TCA- DE (13016)</p>		<p>TEM1427 Grease seal splined shaft (16571)</p>
	<p>TEM1429 Handle for rave door Terberg Omnidel 2 new (37017)</p>		<p>TEM1433 Nylon wheel assembly comes with bearings (14542)</p>
	<p>TEM1434 Shaft for wheel assembly (TEM1433) (18711)</p>		<p>TEM1442 N6 Lever safety switch Omnidel (30342)</p>















	<p>TEM1442/1 N6 Lever Pin goes with TEM1442 (14861)</p>		<p>TEM1442/2 Locking roll pin for securing TEM1442/1 (12749)</p>
	<p>TEM1442/3 Lever kit complete N6</p>		<p>TEM1445 Middle shaft retain clamp Terberg Top Loader (MC00602)</p>
	<p>TEM1446 Bearing cap clamp shaft Terberg Top Loader (MC00363)</p>		<p>TEM1447 Bearing base Terberg Top Loader (MC00428)</p>
	<p>TEM1448 Toploader clamp roller shaft (MC00767)</p>		<p>TEM1449 Toploader Clamp roller goes with TEM1448 (MC00768)</p>
	<p>TEM1449/1 Sideloader clamp roller spacers x2 per roller</p>		<p>TEM1450 Bush Toploader Clamp roller goes with TEM1449 (BR00553)</p>
	<p>TEM1451 Cap screw bolt fits Toploader clamp roller pin fits TEM1448 (NB10011)</p>		<p>TEM1451/1 Nyloc nut clamp rollers Toploader (NB10003)</p>















	TEM1451/2 Flat washer clamp rollers Toploader (NB10007)		TEM1452 Retaining strip for 18254, OmniDel chair front rubber (16160)
	TEM1452/LH Mounting plate for double bump rubber left hand (18852)		TEM1452/RH Mounting plate for double bump rubber right hand (18853)
	TEM1452/1 Double bump rubber 410mm x 135mm x 66mm (18254)		TEM1453 OmniDel N6 lever bush (14009)
	TEM1454 Nylon block paladin TCA-DEL & Dennis L/H (13505)		TEM1455 Nylon block paladin TCA-DEL & Dennis R/H (13504)
	TEM1456 TCA-DEL Clamp cam shaft with keyway (16251)		TEM1456/1 TCA-DEL Clamp cam shaft woodruff key (12700)
	TEM1457 TCA-DEL Clamp cam Shaft Fork R/H to Go with TEM145 (13763)		TEM1458 TCA-DEL Clamp Cam Shaft Fork L/H to Go with TEM1456 (13536)















	TEM1477 Omnidel3 Hollow safety Arm (38300)		TEM1477 Reverse view of TEM1477
	TEM1482L/H Omnidel 3 safety arm hinge (left hand) (37221)		TEM1482R/H Omnidel 3 safety arm hinge (right hand) (37220)
	TEM1482/1 Bracket to go with TEM1482 hinges (37484)		TEM1489 Actuator plunger TCA-DE/DEL (13155)
	TEM1498 Stainless steel RPD sensor guard Omnidel3 (38443) For TEL2277 (RPD Sensor) and TEM1477 safety arm (38443)		TEM1499 Safety arm extension plate OmniDEL3 triple lift with extended arms. Fits onto TEM1477 (safety arm) (38184)
	TEM1499/1 Extention plate Terberg new triple lift 40722L/H 40723R/H		TEM1506 Rod eye bearing Toploader catch bar (BR00536)
	TEM1507 Pin Toploader catch bar push rod (MC00355)		TEM1507/1 R-Clip fits TEM1507 (VC00632)



	<p>TEM1510 Track disc spring Toploader, Kerbsider (VC00556)</p>		<p>TEM1510/1 Bolt for TEM1510 comes with nut (NB20008+NB2000 4)</p>
	<p>TEM1511 Rave/Hopper door steel clamp strip (18247)</p>		<p>TEM1512 Rave/Hopper door rubber spill guard Omnidel 3 (37020)</p>
	<p>TEM1513 Clamp Plate Rubber Spill Guard Omnidel 3 (37411)</p>		<p>TEM1535 BEARING Assy, ROOF, Food Pod (T/beg VR00534)</p>
	<p>TEM1537 Omnidel Chair Front Boss Inner</p>		<p>TEM1537/1 CHAIR FRONT OUTER BOSS COMPLETE WITH BUSH OMNIDEL (4- 4215)</p>
	<p>TEM1567 Cylinder, high level, T/berg TCA/TCH/Tinium (13044)</p>		<p>TEM1568 Sensor Clamp Terb Top Loader HHC0010</p>
	<p>TEM1569 ROLL PIN TERB OMNIDEL (E) 12753</p>		<p>TEM1578 Catcher Bar LH PIN/BRKT (keyway), Omnidel 3 (30284)</p>



	<p>TEM1578/1 Woodruff key for TEM1578 (12701)</p>		<p>TEM1579/LH TRACK Safety Pin LH, K/Sider & Toploader (ASS004089)</p>
	<p>TEM1579/RH TRACK Safety Pin RH, K/Sider & Toploader (ASS004089)</p>		<p>TEM1580 Hinge Pin, Terberg OEL & OLW (26037)</p>
	<p>TEM1585 Fix Strip Rave Door Rubber Goes with TEM1512 (30265)</p>		<p>TEM1586 Gas Strut, Hopper/Rave Door Terberg Omni Trade-BL (23172)</p>
	<p>TEM1588 Ramp Fastener Kit, T/berg Toploader/Skip Container, Misc</p>		<p>TEM1590 Bobbin, flat face (23303)</p>
	<p>TEM1593 N1 STRIKER ASSY; T/berg TCA-DEL/Tinium (14715)</p>		<p>TEM1594 Bump stop rubber Terberg Omnidel (instead of tem1070)</p>
	<p>TEM1594/1 Fixing Bolt Kit for TEM1594</p>		<p>TEM1605 BEARING, Toploader Ram Eyes, T/berg BR00526</p>



	<p>TEM1611 No6 lever for Terberg omnidel MK1 (50mm wide) 18781</p>		<p>TEM1611/1 No6 lever kit complete Omnidel MK1</p>
	<p>TEM1611/2 Pin fits no 6 lever TEM1611 Omnidel (14861)</p>		<p>TEM1614 ROSTA Tension Arm, bin clamp, T/berg Toploader only</p>
	<p>TEM1617 Safety switch cover Terb (18665)</p>		<p>TEM1618/LH CURTAIN, LH, T/berg Omni DE (13781/38033)</p>
	<p>TEM1618/RH CURTAIN, RH, T/berg Omni DE (13782/38034)</p>		<p>TEM1631 Mounting Bracket For switch box (14021)</p>
	<p>TEM1638 Washer for TEM1300 Terberg Omnidel (18543)</p>		<p>TEM1638/1 Bolt for TEM1638 (08181)</p>
	<p>TEM1676 Window. New Type Omnidel Terberg (30000)</p>		<p>TEM1676/1 Fixing strip to go with TEM1676 (30001)</p>





	<p>TEM1677 Terberg Top loader Carriage Frame L/H</p>		<p>TEM1678 Terberg Top loader Carriage Frame R/H</p>
	<p>TEM1679 Support plate, side of rave, TCH-OL(W) 14336</p>		<p>TEM1682 Wedge for TEL2277 Proxy Terberg 38287</p>
	<p>TEM1683 PIN, Hopper plate Fixing Terberg TCA- OEL-TCH-OL(W) 26461</p>		<p>TEM1684 Pin rave door 360mm long Terberg 18713</p>
	<p>TEM1693 Bolt bin catcher, T/berg Toploader. (NB01028)</p>		<p>TEM1721 Dummy tooth OMNIDEL (26365)</p>
	<p>TEM1721/1 Dummy block cover goes with TEM1721 (26364)</p>		<p>TEM1736 Clamping strip (14142)</p>
	<p>TEM1737 Protecting plate (14105)</p>		<p>TEM1738 Pin, lift arm, bottom (278mm) (18602, 26037)</p>














	<p>TEM1739 Mounting Plate Terberg TCH- OL(W) 14022/14023 L/H R/H</p>		<p>TEM1748 Rave/Hopper door OMNITRADE (30113) 1.9m long</p>
	<p>TEM1748 /ASSY Omnitrade rave door with hinges, and hinge fixings</p>		<p>TEM1751L/H Hinge short leg OMNI-DE (30274)</p>
	<p>TEM1751R/H Hinge short leg Omni-de (30275) (Image of left hand flipped)</p>		<p>TEM1752 Spring strut rave door (37081)</p>
	<p>TEM1765 Decal; SWL, Left Hand (26920)</p>		<p>TEM1766 DECAL; OMNIDEL SWL, RIGHT HAND (26921)</p>
	<p>TEM1767 DECAL: OMNIDEL SWL, LEFT HAND (26922/30467)</p>		<p>TEM1768 DECAL; OMNIDEL SWL, RIGHT HAND (26923)</p>
	<p>TEM1781 Clamping strip rubber spill sheet Omnidel 3 (37244)</p>		<p>TEM1795 Spacer block hydraulic ram tinium/olw (14339)</p>











	<p>TEM1797 Hinge pin Omnidel 3 (37068) New type with two flats 590mm long</p>		<p>TEM1797/1 Locking Bar Terberg Omnidel3 (30128)</p>
	<p>TEM1806 Rubber flap, Hopper, Terberg Omnidel3 (37250)</p>		<p>TEM1806/1 Clamping bar lower hinge plate Omnidel (37226)</p>
	<p>TEM1819 Shock rubber TCA- DE (13780)</p>		<p>TEM1819/1 CLIP TCA-DE (12480) NOW USE TEM1393/1</p>
	<p>TEM1829 Pin catcher bar (18542)</p>		<p>TEM1843 Bin catcher bar (18411)</p>
	<p>TEM1843/1 Nylon wear strip for bin catch bar (16772)</p>		<p>TEM1849 Grease Seal Tilt Frame TCA-DE-DEL Omni-DE (13012)</p>
	<p>TEM1850 Rave Door Omnidel 3 (37018)</p>		<p>TEM1850/ASSY Y Rave door with hinges & hinge fixings</p>



	<p>TEM1850/2 Fixing kit to bolt hinges (TEM1863) to the rave door</p>		
	<p>TEM1856 No6 Lever Tooth Comb Bracket Omnidel 3 (26260)</p>		<p>TEM1859 Nylon wear strip for bin catch bar (13525)</p>
	<p>TEM1863 Hinge New Rave Door (23364) Omnidel 3</p>		<p>TEM1865L/H Hinge Short Leg Triangle Plate Omni/Triple Lift (38497)</p>
	<p>TEM1866R/H Hinge Short Leg Triangle Plate Omni/Triple Lift (38498)</p>		<p>TEM1867L/H Hinge Long Leg Triangle Plate Omni/Tinium Lift (38274)</p>
	<p>TEM1868 R/H Hinge Long Leg Triangle Plate Omni/Tinium Lift (38275)</p>		<p>TEM1900 NO 6 Lever bracket Omnidel (18773)</p>
	<p>TEM1903 PIN, locating, 360ltr (T/berg 16033)</p>		<p>TEM1937 Lock washer goes with TEM1325 40mm</p>



	<p>TEM1938 Hose protect cable</p>		<p>TEM1956 Rubber disc; internal door lock, kerbsider/Toploader (VC00690)</p>
	<p>TEM1964 No6 Lever Tooth Comb Bracket Omnidel 3 (26260)</p>		<p>TEM1965 Rave Plate 30% Omni 3 Triple Lift (38164)</p>
	<p>TEM1976 Protective Strip Upper TAE-TEL3 (38168)</p>		<p>TEM1976/1 Mounting Strip Upper TAE-TEL3 (38169)</p>
	<p>TEM1977 Protective Strip Lower TAE-TEL3 (38165)</p>		<p>TEM1977/1 Clamp strip lower TAE-TEL3 (38166)</p>
	<p>TEM1983 Pivot Lid Kerbsider 2 New Type (ASS007012)</p>		<p>TEM6017 Clamping strip, rubber guard Omni trade</p>
	<p>TEM6050 Safety Arm Support Omni Del Triple Lift L/H (18738)</p>		<p>TEM6051 Safety arm support Omni Del triple lift R/H (18737)</p>



	<p>TEM6058 Centre Safety Arm Hinge (L/H) Omnidel Triple (38291)</p>		<p>TEM6060 Centre safety arm hinge right hand Omnidel Triple (38238)</p>
	<p>TEM6086 Door Catch F/Male Terberg PBUV (VC001661)</p>		<p>TEM6086/1 Door Catch Male Terberg PBUV (VC001662)</p>
	<p>TEM6090 Chain; Top loader (VC01624)</p>		<p>TEM6096 Safety ring/tab washer (30452)</p>
	<p>TEM6101 Bin catcher cylinder Asm Omnideka</p>		<p>TEM6101/1 Pin cylinder mounting Omnideka</p>
	<p>TEM6101/2 Bin catcher cylinder middle spring seat</p>		<p>TEM6101/3 Bin catcher cylinder upper spring seat</p>
	<p>TEM6101/4 M20 flat nylon washer Omnideka</p>		<p>TEM6102/1 Catcher bar tube (40848)</p>



	<p>TEM6102/2 Bearing bin catcher pivot Omnideka (37807)</p>		<p>TEM6102/4 Synthetic ring Omnideka bin catcher 55.5</p>
	<p>TEM6102/5 Bin catcher lock washer Omnideka</p>		<p>TEM6102/6 Synthetic ring Omnideka bin catcher 30.5</p>
	<p>TEM6102/7 Container bin stop Omnideka</p>		<p>TEM6102L/H Bin catcher bar left hand</p>
	<p>TEM6102R/H Bin catcher bar right hand</p>		<p>TEM6104 Decal SWL L/H (37620)</p>
	<p>TEM6105 Decal SWL R/H (37621)</p>		<p>TEM6106L/H Lower cover left hand del 3</p>
	<p>TEM6106R/H Lower cover right hand del 3</p>		<p>TEM6113 Terberg SWL 160kg Label Omnidel (30641)</p>















	<p>TEM6115 Safety guard (30226)</p>		<p>TEM6119 SWL Decal 160kg (30644)</p>
	<p>TEM6122R/H MOUNTING SUPPORT BRACKET DEL 3 37218</p>		<p>TEM6122L/H MOUNTING SUPPORT BRACKET DEL 3 37219</p>
	<p>TEM6125 SWL Decal left hand 160kg (37618)</p>		<p>TEM6126 SWL Decal right hand 160kg (37619)</p>
	<p>TEM6138 Lock washer TCH- BL (30129)</p>		<p>TEM6139 Shaft Conical TCH- BL 30139</p>
	<p>TEM6140 Shim Omnitrade 30145 60mmO/D x 40.5mmI/D x 1mm Thick</p>		<p>TEM6141 Shim Omnitrade TCH-BL 30147 75mmO/D x 40.5mmI/D x 1mm Thick</p>
	<p>TEM6142 Shim Omnitrade TCH-BL 30148 75mmO/D x 50.5mmI/D x 2mm Thick</p>		<p>TEM6143 Shim Omnitrade TCH-BL 30152 85mmO/D x 55.5mmI/D x 2mm Thick</p>















	<p>TEM6144 Shim Omnitrade TCH-BL 30153 85mmO/D x 56mmI/D x 1mm Thick</p>		<p>TEM6145 Bush Omnitrade (30154)</p>
	<p>TEM6146 INFIL PLATE DIOGNOSTIC UNIT 4-4102</p>		<p>TEM6147 Z Bracket, diagnostic box (18739)</p>
	<p>TEM6148 TORSION BAR OMNITRADE 30509</p>		<p>TEM6162 Grease seal (17544)</p>
	<p>TEM6163 Boss (40874)</p>		<p>TEM6164 Lower hinge pin (40839)</p>
	<p>TEM6165 Slide bearing (37872)</p>		<p>TEM6166 Shaft upper chair (40871)</p>
	<p>TEM6167 Shaft lower chair (40872)</p>		<p>TEM6168 Lock washer for 40872 (40555)</p>



	TEM6169 Washer for 40872 (30144)		TEM6170 Dowel pin (08093)
	TEM6171 Allen key grub screw (08628)		TEM6172 Omrideka shaft (40840)
	TEM6180 14mm chair boss		TEM6181 18mm chair boss
	TEM6350 Bin catcher bar		TEM6404 Mounting strip Left hand (30235)
	TEM6405 Mounting strip (38362)		TEM7015 Window Del 3 (37224)
	TEM7015/1 Fixing Strip Terberg Del 3 (37222)		TEM7015/2 Fixing Strip Terberg Del 3 (37223)



	<p>TEM7016 Decal SWL Omni 3 triple 30% side R/H 160kg (30642)</p>		<p>TEM7018 Rubber Flap (37015)</p>
	<p>TEM7018/1 Fixing Strip for TEM7018 (38040)</p>		<p>TEM7020 Pull Rod Locking Mech TCH-BL (30121)</p>
	<p>TEM7021 Pull Rod TCH-BL (30120)</p>		<p>TEM7022 Side screen (37217)</p>
	<p>TEM7023 Clamp strip for TEM7022 (37216)</p>		<p>TEM7071 Cylinder (14177)</p>
	<p>TEM7097 Decal 8 position R&L of 29018</p>		<p>TEM7098 Decal grease point</p>
	<p>TEM7099 Decal "This system is filled with Shell Tellus"</p>		<p>TEM7103 Fibreglass bush (30158)</p>










	TEM7106 Cylinder boss (18443)		TEM7115/LH Light bracket Omnidel L/H (for TEL2506 Lamp) (40125)
	TEM7115/RH Light bracket Omnidel R/H (for TEL2506 Lamp) (40126)		TEM7135L/H Left hand light bracket Omnidel 3 (for TEL7136 Lamp) (40127)
	TEM7135R/H Right hand Light bracket Omnidel3 (for TEL7136 Lamp) (40128)		TEM7141 Toploader pin - Rod end pin for cylinder fitted on the roof at the rear
	TEM7152/LH Protective side panel, left hand		TEM7152/RH Protective side panel, right hand
	TEM7156 Catcher bar pin/bracket 140mm overall (shorter one)		TEM7157 Tie rod bar, Terberg mini trade lift, 425mm centres, c/w x2 pins
	TEM7159 Pin for Terberg tie rod bar (mini trade lift)		TEM7167 Isolator key switch to power rear lifter






Springs



Tel: 0121 326 9035 – option 1

	TES4004 Spring, catcher bar TCA-OEL, OLP, tinius, (13022)		TES4006 N6 Lever safety switch spring
	TES4006/M N6 Lever Safety Switch Spring, (09489) MODIFIED, earlier version also available (TES4006)		TES4007 Internal Spring for TEM1201, TCA-OEL, Tinius, TCH-OLW, Adjustable Clamp Cylinders. (16890)
	TES4010 Spring N1 (First signal) Activator, Various models, Fits with TEM1177 & TEM1178 (13057)		TES4017 Hinge spring, OmniDel
	TES4019 Bin restraint spring OmniDel, Large (14236)		TES4021 TCA-DEL/DE, Clamp Plate and Pedal Arm Spring (13023)
	TES4024 Toploader catcher bar spring (VC00539)		TES4032 TCA-DEL, Clamp Spring Internal Spring, Fits: TEM1222
	TES4033 Toploader Clamp Roller Spring (VC01222)		TES4035 Spring Construction Complete Omnidel for Chair (18520)



	TES4035/1 OmniDel Clamp Spring (Large)		TES4035/2 OmniDel Clamp Spring (Small) inner
	TES4038 OmniDel 3 Rave/Hopper Door Spring (30438)		TES4049 Spring New Arms (702210294)
	TES4060 Spring (40792)		

Valves

	TEV3025 Kerbsider Clamp Air Ram, goes with: TEL2200 (Sensor) (PN00514)		TEV3046 PTO Air switch TCH, T/berg Toploader
	TEV3051 Bin clamp air cylinder T/berg Kerbsider, new type PN00679		TEV3051/1 Swivel elbow fitting Terberg Kerbsider air cylinder
	TEV3051/2 Fine thread half nut that fits onto TEV3051		TEV3055 Speed Controller/Block Fitting Terb Top Loader PN00660












	TEV3055/1 Elbow fitting To Go with TEV3055 Terb PN00658		TEV3055/2 SWIVEL ELBOW, 6MM PUSH-IN, FOR TEV3055
	TEV3055/3 Straight connector 6MM PUSH-IN, FOR TEV3055		TEV3059 SOLENOID VALVE, T/BERG TOPLOADER CLAMP CYLINDER (PN00558)
	TEV3059/1 Exhaust silencer for TEV3059		TEV3059/2 Solenoid coil that fits onto TEV3059
	TEV3060 Air Valve, single coii, internal door T/berg k/Sider PN00513		TEV3061 Air Pipe internal door Kerbsider PN00600
	TEV3088 Air cylinder lock Kerbsider		TEV3088/1 Wedge for TEV3088
	TEV3089 5-port valve, T/berg Kerbsider (PN00621)		TEV3090 Clamp cylinder K/sider



Fixings and Fastenings



Tel: 0121 326 9035 – option 1

	TEX5012 M14 form a washer bzp		TEX5019 Grub screw (M8 x 10)
	TEX5021 TERB Omnidiel Grub Screw Instead of bolt (08691)		TEX5022 M20 fine thread half nut (Fits TEM1201/2) (08846)
	TEX5025 Fixing kit for potentiometer, 4x screws & flange nuts (4-4127).		TEX5028 Cap head screw TERB TCA-DEL (08553)
	TEX5029 Bolt TERB TCA -DEL (08289)		TEX5030 Bolt TERB TCA-DEL (08375)
	TEX5031 Fixing bolt for TEM1267 rave door rubber Terb (08556)		TEM1376/2 Fixing kit for TES4035 (bolts, top hats, spacer)

Specials

	TEZ9008 Load dump modul Heil P.L & Terberg		TEZ9014 Silica gel
---	---	--	------------------------------



	<p>TEZ9015 Pin TERB TCA-DEL (23321)</p>		<p>TEZ9026 Control box assy Terb TCA-DEL N/S</p>
	<p>TEZ9027 Control Box Assy Terb TCA-DEL O/S</p>		<p>TEZ9032 PENDANT CONROL 2x RAISE, 2x LOWER Terberg Food Pod</p>
	<p>TEZ9047 Contact pin receptacle ampseal</p>		<p>TEZ9057 Lead male straight 10mtr, 4 pin</p>
	<p>TEZ9081 Chair pin extractor</p>		

