



Zoeller

Parts Catalogue 2026

Taylor Engineering & Fabrications Ltd

Unit D, St Clements Road, Nechells, Birmingham, B7 5AF

Tel: 0121 326 9035 – option 1 for refuse parts

Precision Engineering and Coded Welding

Suppliers of parts for refuse vehicles and bin lifting  
equipment

[www.tayloengineeringltd.co.uk](http://www.tayloengineeringltd.co.uk)



Tel: 0121 326 9035 – option 1

Zoeller P/N	Description	Taylor Engineering P/N
	Lead, 2402 hoist; Zoeller Rotary	TEL2179
	IFM IGS204 M18 body, M12 connector, 8mm sensing range	TEL2020
	BARRIER SUPPORT PANEL, R/H	TEM1674
	BARRIER SUPPORT PANEL, L/H	TEM1673
	EXTERIOR PANEL, LH safety arm	TEM1553
	INTERIOR PANEL, LH safety arm	TEM1554
	INTERIOR PANEL, RH safety arm	TEM1555
	EXTERIOR PANEL, RH safety arm	TEM1556
	ZOELLER ROTARY SWL DECAL 150KG	TEM6128
	ZOELLER ROTARY SWL DECAL 500KG	TEM6129
	Sonic Switch Master 02402/05/06 Hoist	TEL2402
	Sonic Switch Slave 02402/05/06 Hoist	TEL2403
	Bearing only, for TEM1887	TEM1887/2
	Spring Kit for new 2405 safety arms	TEM1893
	Screw, flanged, M6x12, for striker pins	TEM6100/5
	Coil to go with TEM3079	TEV3079/1
	Fixing Kit (nuts, bolts, washers) for TEM1988	TEM1988/2
	SPRING 1ST(PRIMARY) STRICKER COMPACT LIFT	TES4046
190908	Plastic Hinge Compact	TEM1880
000000374	SPRING, Lid Opener, (320mm o/all) 2402, 2349	TES4039
000000607	Pin Goes with TEM1897	TEM1897/1
000000943	Bush Kit for Bin Catcher Hub	TEM1466/1
000002658	Flange Pin, bin restr. pivot	TEM6097
0001800006	Wear disc, brass, lower end of control arm, 249.	TEM1717/1
000200034	Spacer for Bin Catcher	TEM1469
0004503014	Wearing disc, brass, control arm, 249 Omega	TEM1719
0004503014	Washer 2402 New Rotary	TEM1876
000507017	SPRING, 1 <sup>st</sup> Striker	TES4015
0013303036	SPRING, bin catcher, 249 omega	TES4030
0013303052	Bush; clamp bar pivot, Zoeller Rotary 2402	TEM1786
0020000084	Lid Opener Bump Stop Rail	TEM1596
0021300015	Pin, Entrapment Bar	TEM1635
0024902162	Rubber flap; Zoeller Omega lift/hopper	TEM6042
0024906140	Bearing tube, entrapment ram pivot, 249 Omega	TEM1762
0024906141	Bearing tube, entrapment bar pivot, 249 Omega	TEM1761
0024906143	Control Arm, 249 lift	TEM1591
0024906152	PIN, ROD END, LIFT RAM, 249 LIFT	TEM1776
0024906155	Pin, lower, fits control lever, 0249 lift	TEM1717
0024950045	Plastic Safety Guard Omega 249 ( )	TEM1929
0028000053	Shim for bin catcher arm pivot	TEM1466/2
0030003051	Bump Rubber, Bin Restraint, Omega 249, 2014 on	TEM6013
0036405008	Compression Spring, 2405 safety arm pivot	TES4048
0040200076	PIN, CLAMP BAR, ROTARY	TEM1791
0040207010	Bump Stop Block	TEM1633
010900009	Bush; First Signal Sensor Rotary	TEM1826
011330305	BUSH	TEM1786
0140206461	PIN, clamp bar cylinder, 2402 & 2349 lifts	TEM1597/1
019306062	Shim, bin restr bearing flange	TEM6078/1
020000103	Label Alpha Lift	TEM1950



020000104	Label Alpha Lift	TEM1949
0203114014	Coil, clamp cylinder	TEL2281
0203114314	Bin Catcher Bar Ram, 2402 & 2349	TEM1763
0203124005	Safety Barrier Arm	TEM1151
0203124033	Spacer Block, safety arm	TEM1572
0203124090	LEVER, REAR, safety arm	TEM1551
0230007291	Right Hand Switch Flap; Zoeller	TEM1934
0230007292	Left Hand Switch Flap; Zoeller	TEM1935
0230007651	Dummy Comb Tooth; Zoeller Rotary 2405	TEM1987
0230007862	Quadrent Plate R/H	TEM1771
0230007863	Quadrent Plate L/H	TEM1772
0230103023	Stop Roll (cushion), bin catcher arm 2402 lift	TEM1757
0230103042	Cover for Bin Catcher Arm	TEM1468
0230103057	Arm, bin catcher, LH & RH 2402 lift	TEM1756
0230103065	HUB Bin Catcher	TEM1466
0230103069	LEVER R/H & L/H Bin Catcher	TEM1467
0230103074	Flange Bolt, Bin Catcher	TEM1471
0230103100	SPRING, bin catcher (350mm o/all), 2402, 2349	TES4014
0230103106	Cylinder End Bolt Bin Catcher	TEM1470
0230107427	Spacer; dummy tooth, Zoeller Rotary 2405	TEM1987/1
0230107449	1st Striker, goes with TES4028	TEM6100
0230107450	2nd Striker, goes with TES4028	TEM6100/1
0230107460	1st Stage Striker 2402 Lift	TEM1861
0230107465	2nd Stage Striker 2402 Lift	TEM1862
0230114021	Valve Coil Flow Valve Delta Rotary 2	TEV3079
0230114049	Coil Bin Hoist 2402	TEV3082
0230114211	PRESSURE FILTER 2402 LIFT	TEF5026
0230114314	RAM, BIN CATCHER BAR, ZOELLER ROTARY	TEM1760
0230114321		
240314645	Yoke End for TEM1760	TEM1760/1
0230124071	Outer Cover for TEM1655 L/H Arm	TEM6088
0230124075	Outer Cover for TEM1656 R/H Arm	TEM6089
0230124091	LEVER, FRONT, safety arm	TEM1552
0230124094	Quadrant Plate Front; LH, 90 degree	TEM1552/2
0230124095	Quadrant Plate Rear; LH & RH, 90 degree	TEM1551/2
0230124098	Quadrant Plate Front;RH, 90 degree	TEM1552/3
0230124099	Safety Arm complete, LH	TEM1655
0230124100	Safety Arm complete, RH	TEM1656
0230124149	Quadrant Plate, Rear	TEM1551/1
0230124150	Quadrant Plate, Front	TEM1552/1
0240203205	Catcher Bar Wire Cable	TEM1749
0240206105	REVERSING LEVER RH (NON-ADJUSTABLE), ZOELLER ROTARY	TEM1716
0240206107	REVERSING LEVER LH (ADJUSTABLE), ZOELLER ROTARY	TEM1715
0240206158	Sleeve 2402 New Rotary	TEM187
0240207107	Pin, lifting arm to lift carriage (faceplate), 2402	TEM1564
0240207367	Fixing strip, c/w 4x studs	TEM1239
0240207371	Rubber sheet (lge), with two rows of 4 holes	TEM1236
0240207372	Rubber sheet (sml), with two rows of 4 holes	TEM1238
0240207568	Fixing plate, c/w 4x holes	TEM1237
0240244103	Cap, fits bearing TEM1562	TEM1563



0240244103	ROLL PIN, BETWEEN LIFT ARM PIN AND CAP 2402	TEM1564/1
0240244131	STRIKER ASSY (QUADRANT), LH; ROTARY	TEM1758
0240244132	Striker (quadrant) Assy, RH; Rotary	TEM1759
0240307052	Pin APHA Carriage 2402 new Rotary	TEM1870
0240307054	Pin Alpha Carriage 2402 new rotary	TEM1872
0240307055	Shaft 2402 New Rotary	TEM1871
0240307059	Bolt Alpha Lift	TEM1861/8
0240307118	Guide Stop Alpha Lift	TEM1861/1
0240314614	BIN CLAMP VALVE+RAM	TEM1798
0240314622	Bin clamp ram, new type	TEM1598
0240324143	Cushioning Pad, between front & rear flaps; 2405 S/arm	TEM1953
0240324144	Top Hat Guide Bush	TEM1892
0240334603	IFM EBC022 8-way splitter with 5mtr cable, x8 M12	TEL2368
0240334620	IFM EVC011 600mm M12 female to M12 male, 4 pin	TEL2373
0240344019	Bump rubber; swinging arms, Zoeller 2405 Rotary	TEM1989
0240502104	Fixing Strip rave door, Rotary 2405	TEM1988/1
0240502105	Cushion roll; rave door, Rotary 2405	TEM1988
0240503070	Spring; bin restraint, Zoeller 2405 Rotary	TES4055
0240506022	Reversing lever (lift arm), 2405	TEM6080
0240524233	Shaft, fits thru TEM1887	TEM1887/3
0240524246	Spring Guide	TEM1887/5
0240524257	Safety Barrier Support, L/H; Zoeller	TEM1885
0240524258	Safety Barrier Support, R/H; Zoeller	TEM1886
0240524260	Bearing Housing: Zoeller	TEM1887
0240524262	Spacer Tube	TEM1887/6
0240524263	Stop Plate, nylon, Zoeller 2405 S/arm	TEM1890
0240524273	Safety Arm Bracket, R/H; Zoeller 2405	TEM1889
0240524274	Safety Arm Bracket, L/H; Zoeller 2405	TEM1888
0240524277	Safety Barrier Flap, front, L&R hand; 2405 S/arm	TEM1952
0240524281	Safety Barrier Flap, rear, LH; 2405 S/arm	TEM1960
0240524282	Safety Barrier Flap, rear, RH; 2405 S/arm	TEM1961
024902159	Clamp Strip goes with TEM6042	TEM6042/1
024902166	Top X Beam Bar	TEM1897
024906111	ANGLED BRACKET; OMEGA CLAMP BAR PIVOT	TEM1779
024906364	Fixing Strip Bump Stop Rubber Front Chair 249 Omega	TEM1857 /1
024906365	Bottom Bump Stop Rubber Front Chair 249 Omega Lift	TEM1857
025606512	Bump Stop	TEM1851
02638406	Budget Lock Key for 0646022	TEM1604/1
032006166	Rubber Bobbin, Rave Door Bump Stop bracket	TEM1602
036405008	Pressure Spring; Zoeller	TES4046
036906007	Rear Chair Bump Stop 2402 Lift	TEM1864
040202082	Rave door stop bracket, R/H	TEM1600
040202086	Rave door stop bracket, L/H	TEM1601
05241921	Marker Lamp	TEL2329
0646022	Budget Lock for FEL Faun	TEM1604
0700816501	BOLT, C/W NYLOC & FLAT WASHERS, OMEGA CLAMP RAM M12X80 HEX HD	TEX5035
0700816540	BOLT, C/W NYLOC & FLAT WASHERS, OMEGA CLAMP BAR M12X100 HEX HD	TEX5036
0700831260	BOLT, for TEM1469	TEM1469/1



0700831840	M10X 16 BOLT	TEM1719/2
0700832270	FIXING SCREW, SWINGING ARM, ZOELLER ROTARY	TEX5032
0700832570	Spacer for Bin Catcher For TEM1469	M16 x 35 Hex Head
0700840120	Eye Bolt; bin restraint spring tensioner. Omega	TEM1990
0700870430	Bolt to Go With TEM1469	M8x25 Cheese head
0700923407	Screw, c/sunk	TEM1887/8
0700924300	FIXING SCREW, TOP OF CONTROL ARM, ZOELLER ROTARY	TEX5033
0701113081	Nut, M14 Nyloc	TEM1887/7
0701113110	M20 NYLOC, FOR PIN TEM1266	TEM1266/2
0701270780	Roll Pin, retains bin catcher spring bearing	TEM1467/3
0701330100	Washer Alpha Lift	TEM1816/4
0701330160	WASHER, SWINGING ARM FIXING, ZOELLER ROTARY	TEX5034
0701400600	Circlip, to fit brg TEM1562	TEM1562/1
0701406030	Circlip, bearing, reversing lever (lift arm), 2405	TEM6080/2
0701407196	Spring Washer Alpha Lift ( )	TEM1861/6
0701407197	Spring Washer Alpha Lift	TEM1861/5
0701407905	Washer to Go with TEM1469	TEM1469/3
0701407909	M10 Lock washer	TEM1719/1
0701407919	Lock Washer 2402 new rotary	TEM1877
0701561191	Spherical bearing poly type	TEM1562
0702021720	Rubber Bobbin, chair bottom, front, large	TEM1599
0702021920	Bobbin Bullet Type	TEM1589
0702021974	Bobbin Flat Face Type	TEM1590
0702024058	Protective Cap (plastic)	TEM1887/4
0702200062	Bush, reversing lever (lift arm), 2405	TEM6080/1
0702200120	Bush, bin restr. safety cable	TEM6095
0702200308		
0702200395		
0702200441	Bush, plastic, 2405/249	TEM6098/1
0702200362	Friction Bearing Alpha Lift	TEM1816/3
0702200395	Cream top hat bush	TEM1644
0702200430	Label Alpha Lift	TEM1948
0702200440	Label Alpha Lift	TEM1947
070220423	Bush Alpha Lift	TEM1861/7
0702210065	Spring, safety arm lever	TES4043
0702210111	SPRING, 1 <sup>st</sup> striker (later, lighter gauge wire)	TES4028
0702214008	GAS STRUT; RAVE DOOR, GAMMA 2349	TEM1789
0702214011	Gas Strut Rave Door / Lid opener	TEM1282
0702214014	GAS STRUT; RAVE DOOR, 0249 LIFT	TEM1790
0702650029	Bolt Alpha Lift	TEM1861/2
0702650041	Headed Pin, active container support	TEM6098
0706042163	PROXIMITY SWITCH; ZOELLER ALPHA 2403	TEL2366
0706042165	Proximity Switch, N/C, c/w loom, Safety Arm	TEL2246
0706042165	PROXY SWITCH NC, C/W LOOM, ZOELLER SAFETY ARM	TEL2360
0706042175	Proximity Switch, N/O, c/w loom, Safety Arm	TEL2245
0706042175	PROXY SWITCH NO, C/W LOOM, ZOELLER SAFETY ARM	TEL2361
0706042651	Safety Limit Switch Rave Door Rotary 2402 ( )	TEL2397
0706044310	SWITCH, container position	TEL2212
0706044367	LOOM, LED HIRSCHMANN TO 3-PIN STRAIGHT, 600MM LONG	TEL2369





0706044389	Proximity switch, 2402 hoist	TEL2284
0706044449	Button Box, 5-hole	TEZ9002
0706044462	SELECTOR SWITCH HEAD, I-O-II, P/B BOX	TEL2371
0706044463	SYMBOL DECAL, SELECTOR SWITCH, P/B BOX,	TEL2371/1
0706044748	3 POS Selector switch	TEL2465
0706044755	CONTACT BLOCK; SELECTOR SWITCH, I-O-II	TEL2370
0706044975	Proxy Switch 2402 Hoist	TEL2283
0706044987	PROX SWITCH, TRADE, 2402 ROTARY (LATER TYPE)	TEL2372
0706045902	Sonar Switch	TEL2283/1
0706072676	COIL, Small	TEL2273
0706072696	COIL, Large	TEL2211
0706088934	Bin Clamp Ram, early type	TEM1597
0706089275	Replaced by 0706089277	TEL2347
0706089276	Replaced by 0706089277	TEL2347
0706089277	Potentiometer, 2402 lift	TEL2347
0913343036	Plastic Zoeller Use TEM1007 (shown)	TEM1640/1
0999931018	BEARING, lift arm, 249 Omega lift	TEM1519
1000000053	Fibre glass bush sml, control lever (arm), Omega	TEM1651
1000000055	Fibre glass bush lge, control lever (arm), Omega	TEM1650
1000000227	GREASE CARTRIDGE, self-lube system	TEM1550
1000000373	BEARING, bin catcher spring top eye	TEM1467/1
1000000810	Mounting Block for TEM1633	TEM1633/1
1000000943	BUSH, part of bush kit TEM1466/1	TEM1466/4
1000000954	BOLT, for TEM1467	TEM1469/2
1000000956	SEAL, part of bush kit TEM1466/1	TEM1466/3
1000001288	Leg Spring L/H	TES4022
1000001289	Leg Spring R/H	TES4023
1000001705	BEARING, pressed into pivot lever TEM1467	TEM1467/2
101963	Proxy Switch Food Pod Lift ( )	TEL2394
189341	M12 Bulk Head 8Pin/8 Wire Female Otto Compact	TEL2384
230007862	Quadrant Plate R/H	TEM1771
230007863	Quadrant Plate L/H	TEM1772
230124189	BUSH GOES WITH TES4047 SPRING	TEM1787
240234913	8-way Splitter Box 2402 Rotary USE TEL2368	TEL2452
240234914	8-way Splitter Box 2402 Rotary USE TEL2368	TEL2452
240244109	Curtain Rotary	TEM1808L/H
240244110	Curtain Rotary	TEM1808R/H
240306004	Inner Sleeve Swing Arm 2402 Hoist	TEM1873/1
240324300	SPRING BIN CATCHER BAR	TES4047
240503068	Bush for bearing flange bin restraint 2405	TEM6078
240607042	Bolt strip goes with TEM6079 2405	TEM6079/1
240607043	Container support pad 2405	TEM6079
24503069	Bush for bearing bush bin restraint 2405	TEM6077
30007787	Pin for Quadrant Plate	TEM1773
40202086	Control Rod Goes with TEL2397 ( ) Rotary 2402	TEM1917
700800010	Speed Clip goes with TEM6073	TEM6073/2
700800011	Nylon Disc goes with TEM6073	TEM6073/1
700800012	Quick Release Screw Rotart & Delta Side Door	TEM6073
700832570	Bolt goes with TEM1468	TEM1468/1
700860300	Bolt Alle Key Head to go with TEM1989	TEM1989/1




700923321	Screw for spacer TEM1987/1, Zoeller Rotary 2405	TEM1987/2
701012540	Grub Screw Goes with TEM1917 ( ) Rotary 2402	TEM1917/1
701330100	M10 flat washer	TEX5038
701372587	Washer Alpha Lift	TEM1861/9
701407916	Lock washer goes with TEM1468	TEM1468/2
701560925	Bearing Bin Catcher Bar Omega Hoist	TEM6037
702024075	End Cap ( )	TEM1908
702210163	Spring Compression Rotary 3	TES4053
702214013	Gas Strut, Rave Door, Alpha 2403, Rotary 2405	TEM1985
706044358	Loom 600mm	TEL2466
706044450	Stay twist knob old type telemec (2 postion)	TEL2271
706044458	70mm Stop Switch Knob	TEL2463
755036	Clamp Roller Trade 350 Strummer	TEM6048
999935009	Spring L/H for Quadrant Plate	TES4044
999935010	Spring R/H for Quadrant Plate	TES4045
999949065	Bottom Bump Stop Rubber Rear Chair 249 Omega Lift	TEM1856





## Filters

	TEF5026	Pressure filter 2402 lift (0230114211)
	TEF5071	Pressure filter element (5814201029)

## Switches and Electrical

	TEL2020	IFM IGS204 M18 body, M12 connector, 8mm sensing range, Normally open, 1st signal (Terberg)
---	---------	--



	TEL2179	Zoeller lead hoist rotary 2402
	TEL2181	Zoeller proxy trade hoist (706044389) 2402 Use TEL2090
	TEL2211	Zoeller coil bin lift (706072696)
	TEL2212	Switch container position (0706044310)
	TEL2212 /1	Loom to extend TEL2212 500m (0240334640)
	TEL2218	Stop switch



	TEL2271	Stay twist knob old type telemec (2 position) (706044450)
	TEL2273	Zoeller solenoid coil 13mm hole (706072676)
	TEL2281	Zoeller coil clamp cylinder
	TEL2283	Zoeller sonic switch hoist 706044975 2402
	TEL2283/1	Sonar Switch (0706045902)
	TEL2284	Zoeller proxy switch hoist 706044389 2402



	TEL2329	Zoeller marker lamp (5241921)
	TEL2329 /1	Bulb holder for TEL2329
	TEL2347	Potentiometer 2402 lift (0706089275)
	TEL2360	Zoeller proxy switch n/c comes with loom (0706042165)
	TEL2361	Zoeller proxy switch n/o comes with loom (0706042175)
	TEL2366	Zoeller proximity switch alpha 2403 (0706042163)







	TEL2368	Zoeller 0240334603, IFM EBC022 8 way splitter with 5mtr cable, x8 M12 connections
	TEL2369	Hirschmann loom led to 3-pin straight 600mm long (0706044367)
	TEL2370	Contact block selector switch I-O-II (0706044755)
	TEL2371	Selector switch head I-O-II, P/B BOX (0706044462)
	TEL2371/1	Symbol decal selector switch P/B box (0706044463)
	TEL2372	Prox switch trade 2402 rotary (later type) (0706044987)



	TEL2373	Zoeller 0240334620, IFM EVC011 600mm M12 female to M12 male, 4 pin
	TEL2384	Otto Compact M12 bulkhead 8pin/8 wire female (189341)
	TEL2394	Proxy switch food pod lift (101963)
	TEL2397	Safety limit switch rave door rotary 2402 (0706042651)
	TEL2402	Sonic switch master hoist (02402/05/06)
	TEL2403	Sonic switch slave hoist (02402/05/06)



	TEL2404	Faun Vario inclination switch tailgate up press (5246759)
	TEL2413	Loom, 4 Pin, 1mt (0240334644)
	TEL2441	E.Stop Twin Cable Plug in Faun Variopress (EA7684)
	TEL2452	8-way splitter box 2402 Rotary (240234913) (240234914) USE TEL2368
	TEL2463	70mm Stop Switch Knob (706044458)
	TEL2464	Loom 2405 600MM M/F (0240334639)



	TEL2465	3 POS Selector switch (0706044748)
	TEL2466	Loom 600mm (706044358)
	TEL2507	Orange lens & LED bulb, comes with lamp holder, complete
	TEL2507/1	Amber lens only
	TEL2508	Green "Emergency press to stop" decal
	TEL2509	White bin-lift stop decal



## Mechanical

	TEM1001	Guide track roller BRG Nut = TEM1046
	TEM1007	Zoeller replacement for TEM1640/1 (0913343036)
	TEM1010	Bush, wide roller & 1 <sup>st</sup> striker
	TEM1022	Pin, wide roller









	<p>TEM1022 /1</p>	<p>ADJ. SCREW c/w NUT, wide roller (Otto 108581)</p>
	<p>TEM1023</p>	<p>WIDE ROLLER, c/w bushes</p>
	<p>TEM1151</p>	<p>Safety arm complete cranked bracket</p>
	<p>TEM1151 /1</p>	<p>Safety arm complete straight bracket</p>
	<p>TEM1151 /2</p>	<p>Blade only for TEM1151 &amp; 1151/1</p>
	<p>TEM1151 /3</p>	<p>Straight bracket kit only (2 parts) comes with fixings</p>



	<p>TEM1151 /4</p>	<p>Cranked bracket kit only (2 parts) comes with fixings</p>
	<p>TEM1214</p>	<p>Zoeller 249 hoist guide flap extension</p>
	<p>TEM1236</p>	<p>Rubber sheet large</p>
	<p>TEM1236 /1</p>	<p>Fixing block to go with TEM1236/36/37/38/39</p>
	<p>TEM1237</p>	<p>Fixing plate 4 holes</p>
	<p>TEM1238</p>	<p>Rubber sheet small</p>



	<p>TEM1239</p>	<p>Fixing plate 4 studs</p>
	<p>TEM1266 /2</p>	<p>M20 Nyloc for pin TEM1266 (0701113110)</p>
	<p>TEM1282</p>	<p>Zoeller gas strut rave door and lid opener (0702214011)</p>
	<p>TEM1331</p>	<p>Rubber mounting, stop button</p>
	<p>TEM1466</p>	<p>Hub bin catcher (230103065)</p>
	<p>TEM1466 /1</p>	<p>TEM1466/1 Bush to go with TEM1466 (000000943)</p>



	<p>TEM1466 /2</p>	<p>SHIM for bin catcher pivot 2402 (0028000053)</p>
	<p>TEM1466 /3</p>	<p>Seal for bush1880 kit TEM1466/1 (1000000956)</p>
	<p>TEM1466 /4</p>	<p>Bush only for bush kit TEM1466/1 (1000000943)</p>
	<p>TEM1467</p>	<p>Zoeller lever right hand &amp; left-hand bin catcher (230103069)</p>
	<p>TEM1467 /1</p>	<p>Bearing top eye bin catcher spring (1000000373)</p>
	<p>TEM1467 /2</p>	<p>Bearing bin catcher pivot/ram (1000001705)</p>



	<p>TEM1467 /3</p>	<p>Roll pin retains bin catcher spring bearing (0701270780)</p>
	<p>TEM1468</p>	<p>Zoeller TEM1468 cover for bin catcher (230103042)</p>
	<p>TEM1468 /1</p>	<p>Bolt Zoeller goes with TEM1468 (700832570)</p>
	<p>TEM1468 /2</p>	<p>Lock washer goes with TEM1468 (701407916)</p>
	<p>TEM1469</p>	<p>Zoeller spacer for bin catcher (000200034)</p>
	<p>TEM1469 /1</p>	<p>Zoeller bolt to go with TEM1469 (000200034)</p>



	<p>TEM1469 /2</p>	<p>Zoeller bolt to go with TEM1469 (700870430)</p>
	<p>TEM1469 /3</p>	<p>Zoeller Norlock washer for Tem1469 (701407905)</p>
	<p>TEM1470</p>	<p>Zoeller cylinder end bolt bin catcher (230103106)</p>
	<p>TEM1471</p>	<p>Zoeller flange bolt bin catcher (230103074)</p>
	<p>TEM1519</p>	<p>Zoeller bearing link arm (999931018)</p>
	<p>TEM1550</p>	<p>Zoeller grease cartridges (1000000227)</p>



	<p>TEM1551</p>	<p>Zoeller lever rear safety arm (0230124090)</p>
	<p>TEM1551 /1</p>	<p>Quadrant plate rear lever safety arm (0230124149)</p>
	<p>TEM1551 /2</p>	<p>Quadrant plate rear left hand &amp; right hand 90 degree (0230124095)</p>
	<p>TEM1552</p>	<p>Zoeller lever front safety arm (0230124091)</p>
	<p>TEM1552 /1</p>	<p>Quadrant plate front lever safety arm (0230124150)</p>
	<p>TEM1552 /2</p>	<p>Quadrant plate front left hand 90 degree (0230124094)</p>



	<p>TEM1552 /3</p>	<p>Quadrant plate front right hand 90 degree (0230124098)</p>
	<p>TEM1553</p>	<p>Zoeller exterior panel left hand safety arm (0230124092)</p>
	<p>TEM1554</p>	<p>Zoeller interior panel left hand safety arm (0230124093)</p>
	<p>TEM1555</p>	<p>Zoeller exterior panel right hand safety arm (0230124096)</p>
	<p>TEM1556</p>	<p>Zoeller interior panel right hand safety arm (0230124097)</p>
	<p>TEM1562</p>	<p>Spherical poly bearing (0701561191)</p>



	<p>TEM1562 /1</p>	<p>Zoeller circlip for poly brg TEM1562 2402 (0701400600)</p>
	<p>TEM1563</p>	<p>Zoeller bearing cap for TEM1562 2402 (0240244103)</p>
	<p>TEM1564</p>	<p>Zoeller pin lift arm to carriage frame 2402 (0240207107)</p>
	<p>TEM1564 /1</p>	<p>Roll pin between lift arm pin and cap (0240244103) 2402</p>
	<p>TEM1572</p>	<p>Zoeller spacer block for safety arm (0230124033)</p>
	<p>TEM1589</p>	<p>Zoeller bobbin bullet type (0702021920)</p>




	<p>TEM1590</p>	<p>Zoeller bobbin flat face (0702021974)</p>
	<p>TEM1591</p>	<p>Zoeller link arm hoist (024906143)</p>
	<p>TEM1596</p>	<p>Zoeller bin catcher bump stop rail (0020000084)</p>
	<p>TEM1597</p>	<p>Zoeller bin clamp entrapment ram (706088934)</p>
	<p>TEM1597 /1</p>	<p>Zoeller pin clamp ram 2402 &amp; 2349 lifts (0140206461)</p>
	<p>TEM1598</p>	<p>Zoeller bin clamp ram new type (240314622)</p>



	<p>TEM1598 /1</p>	<p>O-ring goes between clamp ram TEM1598 and valve body</p>
	<p>TEM1599</p>	<p>Zoeller chair bottom front rubber bobbin (large) (702021720)</p>
	<p>TEM1600</p>	<p>Zoeller rave door stop bracket right hand (040202082)</p>
	<p>TEM1601</p>	<p>Zoeller rave door stop bracket left hand (040202086)</p>
	<p>TEM1602</p>	<p>Zoeller rave door bracket bump stop rubber bobbin (032006166)</p>
	<p>TEM1630</p>	<p>Zoeller safety arm (0230124005)</p>







	<p>TEM1630 /1</p>	<p>Mounting bracket (2234224007)</p>
	<p>TEM1633</p>	<p>Zoeller bump stop block (0040207010)</p>
	<p>TEM1633 /1</p>	<p>Zoeller mounting block (1000000810)</p>
	<p>TEM1635</p>	<p>Zoeller pin for entrapment bar (0021300015)</p>
	<p>TEM1640</p>	<p>Bearing tube (024903102)</p>
	<p>TEM1640 /1</p>	<p>Zoeller plastic use TEM1007 (0913343036)</p>



	<p>TEM1642</p>	<p>Zoeller bolt for add chute 249 (140207108)</p>
	<p>TEM1643</p>	<p>Bolt D=16 for gamma RA (024902079)</p>
	<p>TEM1644</p>	<p>Collar bush 16x18x12 (702200395)</p>
	<p>TEM1645</p>	<p>Collar bush 20-23-16 (702200367)</p>
	<p>TEM1646</p>	<p>Bolt (024906152)</p>
	<p>TEM1647</p>	<p>Washer (001800006)</p>



	TEM1649	Distance tube for 249 LI (024906142)
	TEM1650	Bush PWM 253020 (1000000055)
	TEM1651	Bush PWM252420 (1000000053)
	TEM1655	Zoeller left hand folding arm complete (0230124100)
	TEM1656	Zoeller right hand folding arm complete (0230124099)
	TEM1673	Zoeller barrier support left hand safety arm (0230124075)



	TEM1674	Zoeller barrier support right hand safety arm (0230124071)
	TEM1674 /1	Plate for Zoeller spring safety arm (Only handed when folded)
	TEM1674 /2	Plate for Zoeller spring safety arm (Only handed when folded)
	TEM1685	Primary (1st) Striker, LH, Compact lift (190430)
	TEM1686	Primary (1st) Striker, RH, Compact lift (190431)
	TEM1715	Zoeller Rotary reversing lever left hand (adjustable) (0240206107)



	<p>TEM1716</p>	<p>Zoeller Rotary reversing lever right hand (non-adjustable) (0240206105)</p>
	<p>TEM1717</p>	<p>Zoeller pin lower end of control level 249 (0024906155)</p>
	<p>TEM1717 /1</p>	<p>Wear disc brass lower end of control arm 249 (0001800006)</p>
	<p>TEM1719</p>	<p>Omega wearing disc (brass) control lever 249 (0004503014)</p>
	<p>TEM1719 /1</p>	<p>M10 Lock washer (0701407909)</p>
	<p>TEM1719 /2</p>	<p>M10X 16 Bolt 2405 (0700831840)</p>



	<p>TEM1749</p>	<p>Catcher bar wire cable (0240203205)</p>
	<p>TEM1756</p>	<p>Arm, bin catcher, LH &amp; RH (0230103057/0240503100)</p>
	<p>TEM1757</p>	<p>Stop Roll (cush'n), bin catch arm (0230103023)</p>
	<p>TEM1758</p>	<p>Zoeller Rotary striker assembly (quadrant) left hand (0240244131)</p>
	<p>TEM1758 /1</p>	<p>Bush, for TEM1758 &amp; TEM1759</p>
	<p>TEM1759</p>	<p>Striker (quadrant) Assy, RH; Rotary (0240244132)</p>



	<p>TEM1760</p>	<p>Zoeller Rotary ram bin catcher bar (0230114314)</p>
	<p>TEM1760 /1</p>	<p>Yoke End for TEM1760 (0230114321) (240314645)</p>
	<p>TEM1761</p>	<p>Bearing tube entrapment bar pivot 68MM long (0024906141)</p>
	<p>TEM1762</p>	<p>Omega bearing tube entrapment ram pivot 249 (0024906140)</p>
	<p>TEM1771</p>	<p>Quadrent Plate R/H (0230007862)</p>
	<p>TEM1772</p>	<p>Quadrent Plate L/H (0230007863)</p>



	<p>TEM1773</p>	<p>Zoeller pin quadrant plate (230007787)</p>
	<p>TEM1776</p>	<p>Pin rod end lift ram 249 (0024906152)</p>
	<p>TEM1779</p>	<p>Omega angled bracket clamp bar pivot (024906111)</p>
	<p>TEM1786</p>	<p>Zoeller bush clamp bar pivot rotary 2402 (0013303052)</p>
	<p>TEM1787</p>	<p>Bush goes with TES4047 spring (230124189)</p>
	<p>TEM1789</p>	<p>Gas strut rave door gamma 2349 (0702214008)</p>



	<p>TEM1790</p>	<p>Gas strut rive door lift 0249 (0702214014)</p>
	<p>TEM1791</p>	<p>Rotary pin clamp bar (0040200076)</p>
	<p>TEM1798</p>	<p>Bin clamp valve &amp; ram (0240314614)</p>
	<p>TEM1808 L/H</p>	<p>Curtain Rotary (240244109)</p>
	<p>TEM1808 R/H</p>	<p>Curtain Rotary (240244110)</p>
	<p>TEM1826</p>	<p>Bush; First Signal Sensor Rotary NG2402 (010900009)</p>



	TEM1835	Pin; Bin Recognition Lever, Rotary
	TEM1880	Plastic Hinge Compact (190908)
	TEM1851	Bump stop (025606512)
	TEM1856	Omega 249 lift bottom bump stop rubber rear chair (999949065)
	TEM1857	Omega 249 lift bottom bump stop rubber front (024906365)
	TEM1857 /1	Omega 249 fixing strip bump stop rubber front chair (024906364)



	<p>TEM1861</p>	<p>1st stage striker 2402 lift (0230107460)</p>
	<p>TEM1861 /1</p>	<p>Guide stop alpha lift (0240307118)</p>
	<p>TEM1861 /2</p>	<p>Bolt alpha lift (0702650029)</p>
	<p>TEM1861 /3</p>	<p>Friction bearing alpha lift (0702200362)</p>
	<p>TEM1861 /4</p>	<p>Washer alpha lift (0701330100)</p>
	<p>TEM1861 /5</p>	<p>Spring washer alpha lift (0701407197)</p>



	<p>TEM1861 /6</p>	<p>Spring washer alpha lift (0701407196)</p>
	<p>TEM1861 /7</p>	<p>Bush alpha lift (070220423)</p>
	<p>TEM1861 /8</p>	<p>Bolt alpha lift (0240307059)</p>
	<p>TEM1861 /9</p>	<p>Washer alpha lift (701372587)</p>
	<p>TEM1862</p>	<p>2nd Stage striker (0230107465) 2402 Lift</p>
	<p>TEM1864</p>	<p>Rear chair bump stop (036906007) 2402 Lift</p>



	<p>TEM1870</p>	<p>Pin APHA carriage 2402 new rotary (0240307052)</p>
	<p>TEM1871</p>	<p>Shaft 2402 new Rotary (0240307055)</p>
	<p>TEM1872</p>	<p>Pin alpha carriage 2402 new rotary (0240307054)</p>
	<p>TEM1873</p>	<p>Sleeve 2402 new rotary (0240206158)</p>
	<p>TEM1873 /1</p>	<p>Inner Sleeve Swing Arm 2402 Hoist (240306004)</p>
	<p>TEM1876</p>	<p>Washer 2402 new Rotary (0004503014)</p>



	<p>TEM1877</p>	<p>Lock washer 2402 new rotary (0701407919)</p>
	<p>TEM1880</p>	<p>Plastic hinge compact (190908)</p>
	<p>TEM1881</p>	<p>Pipe clamp (M18 Prox switch holder)</p>
	<p>TEM1885</p>	<p>Zoeller safety barrier support left hand (0240524257)</p>
	<p>TEM1886</p>	<p>Zoeller safety barrier support right hand (0240524258)</p>
	<p>TEM1887</p>	<p>Zoeller bearing housing (0240524260)</p>



	<p>TEM1887 /2</p>	<p>Bearing only for TEM1887</p>
	<p>TEM1887 /3</p>	<p>Shaft fits thru TEM1887 (0240524233)</p>
	<p>TEM1887 /4</p>	<p>Protective cap (plastic) (0702024058)</p>
	<p>TEM1887 /5</p>	<p>Spring guide (0240524246)</p>
	<p>TEM1887 /6</p>	<p>Spacer tube (0240524262)</p>
	<p>TEM1887 /7</p>	<p>Nut M14 Nyloc (0701113081)</p>



	<p>TEM1887 /8</p>	<p>Screw c/sunk (0700923407)</p>
	<p>TEM1888</p>	<p>Zoeller safety arm bracket left hand 2405 (0240524274)</p>
	<p>TEM1889</p>	<p>Zoeller safety arm bracket right hand 2405 (0240524273)</p>
	<p>TEM1890</p>	<p>Zoeller stop place Nylon 2405 safety arm (0240524263)</p>
	<p>TEM1892</p>	<p>Top hat guide bush (0240324144)</p>
	<p>TEM1893</p>	<p>Spring kit for new 2405 safety arms</p>



	<p>TEM1897</p>	<p>Top X beam bar (024902166)</p>
	<p>TEM1897 /1</p>	<p>Pin goes with TEM1897 (000000607)</p>
	<p>TEM1908</p>	<p>End cap (702024075)</p>
	<p>TEM1917</p>	<p>Rotary control rod goes with TEL2397 (40202086) 2402</p>
	<p>TEM1917 /1</p>	<p>Rotary grub screw goes with TEM1917 (701012540) 2402</p>
	<p>TEM1929</p>	<p>Omega plastic safety guard (0024950045) 249</p>



	<p>TEM1934</p>	<p>Zoeller right hand switch flap (0230007291)</p>
	<p>TEM1935</p>	<p>Zoeller left hand switch flap (0230007292)</p>
	<p>TEM1936</p>	<p>Slide block</p>
	<p>TEM1947</p>	<p>Label alpha lift (0702200440)</p>
	<p>TEM1948</p>	<p>Label alpha lift (0702200430)</p>
	<p>TEM1949</p>	<p>Label alpha lift (020000104)</p>



	TEM1950	Label alpha lift (020000103)
	TEM1952	Safety barrier flap front left and right hand 2405 safety arm (0240524277)
	TEM1953	Cushioning pad between front & rear flaps 2405 safety arm (0240324143)
	TEM1960	Safety barrier flap rear L/H 2405 safety arm (0240524281)
	TEM1961	Safety barrier flap rear R/H 2405 safety arm (0240524282)
	TEM1985	Rotary gas strut rave door alpha 2403 2405 (702214013)



	<p>TEM1987</p>	<p>Zoeller Rotary dummy comb tooth 2405 (0230007651)</p>
	<p>TEM1987 /1</p>	<p>Spacer dummy tooth Zoeller Rotary 2405 (0230107427)</p>
	<p>TEM1987 /2</p>	<p>Zoeller Rotary screw for spacer TEM1987/1 2405 (700923321)</p>
	<p>TEM1988</p>	<p>Rotary cushion roll rave door 2405 (0240502105)</p>
	<p>TEM1988 /1</p>	<p>Rotary fixing strip rave door 2405 (0240502104)</p>
	<p>TEM1988 /2</p>	<p>Fixing Kit (nuts, bolts, washers) for TEM1988</p>



	<p>TEM1989</p>	<p>Zoeller Rotary bump rubber swinging arms 2405 (0240344019)</p>
	<p>TEM1989 /1</p>	<p>Bolt Alle Key Head to go with TEM1989 (700860300)</p>
	<p>TEM1990</p>	<p>Omega eye bolt bin restraint spring tensioner (0700840120)</p>
	<p>TEM6013</p>	<p>Omega bump rubber bin restraint 249, 2014 (0030003051)</p>
	<p>TEM6037</p>	<p>Omega bearing bin catcher bar hoist (701560925)</p>
	<p>TEM6042</p>	<p>Zoeller Omega rubber flap lift/hopper (0024902162)</p>



	<p>TEM6042 /1</p>	<p>Clamp strip goes with TEM6042 (024902159)</p>
	<p>TEM6048</p>	<p>Clamp roller trade 350 strummer (755036)</p>
	<p>TEM6073</p>	<p>Quick release screw rotart &amp; delta slide door (700800012)</p>
	<p>TEM6073 /1</p>	<p>Nylon disc goes with TEM6073 (700800011)</p>
	<p>TEM6073 /2</p>	<p>Speed clip goes with TEM6073 (700800010)</p>
	<p>TEM6077</p>	<p>Bush for bearing bush bin restraint (24503069) 2405</p>



	<p>TEM6078</p>	<p>Bush for bearing flange bin restraint (240503068) 2405</p>
	<p>TEM6078 /1</p>	<p>Shim, bin restr bearing flange (019306062)</p>
	<p>TEM6079</p>	<p>Container support pad (240607043) 2405</p>
	<p>TEM6079 /1</p>	<p>Bolt strip goes with TEM6079 (240607042) 2405</p>
	<p>TEM6080</p>	<p>Reversing lever (lift arm) (0240506022) 2405</p>
	<p>TEM6080 /1</p>	<p>Bush reversing lever (lift arm) (0702200062) 2405</p>









	<p>TEM6080 /2</p>	<p>Circlip bearing reversing lever (lift arm) (0701406030) 2405</p>
	<p>TEM6080 /3</p>	<p>Pin reverse lever (240506018)</p>
	<p>TEM6088</p>	<p>Outer cover for TEM1655 left hand arm (0230124071)</p>
	<p>TEM6089</p>	<p>Outer cover for TEM1656 right hand arm (0230124075)</p>
	<p>TEM6095</p>	<p>Bush, bin restr. safety cable (0702200120)</p>
	<p>TEM6097</p>	<p>Flange Pin, bin restr. Pivot (000002658)</p>



	<p>TEM6098</p>	<p>Headed Pin, active container support (0702650041)</p>
	<p>TEM6098 /1</p>	<p>Bush, plastic, 2405/249 (0702200308,0702200395,0702200441)</p>
	<p>TEM6100</p>	<p>1st Striker goes with TES4028 (0230107449)</p>
	<p>TEM6100 /1</p>	<p>2nd Striker, goes with TES4028 (0230107450)</p>
	<p>TEM6100 /2</p>	<p>Pivot pin, M10x48, fits 1st &amp; 2nd striker</p>
	<p>TEM6100 /3</p>	<p>Pin,striker to sliding plate, M8x30</p>







	<p>TEM6100 /4</p>	<p>Pin, sliding plate to comb M8x50</p>
	<p>TEM6100 /5</p>	<p>Screw, flanged, M6x12, for striker pins (2405)</p>
	<p>TEM6111</p>	<p>Rubber blanket (0240324127)</p>
	<p>TEM6128</p>	<p>Rotary SWL Decal 150KG</p>
	<p>TEM6129</p>	<p>Rotary SWL Decal 500KG</p>
	<p>TEM6184</p>	<p>Sensor bracket rotary (240534048)</p>





	<p>TEM6194 L/H</p>	<p>Light bracket (zig zag shape with large cut out one side) bolted on rear underneath</p>
	<p>TEM6194 R/H</p>	<p>Light bracket (zig zag shape with large cut out one side) bolted on rear underneath</p>
	<p>TEM6197</p>	<p>Pin (0020200035)</p>
	<p>TEM7019</p>	<p>Telescopic Dampener 2405 Rotary</p>
	<p>TEM7019 /1</p>	<p>Pins for TEM7019/1</p>
	<p>TEM7133 /LH</p>	<p>Zoeller arm aluminium mounting plate, left hand (240524266)</p>



	<p>TEM7133 /RH</p>	<p>Zoeller arm aluminium mounting plate, right hand (240524267)</p>
	<p>TEM7140</p>	<p>Lip clamp</p>
	<p>TEM7155 /LH</p>	<p>Entrapment bar, left hand (small lip clamp) (240706000)</p>
	<p>TEM7155 /RH</p>	<p>Entrapment bar, right hand (small lip clamp)</p>



## Springs

	<p>TES4001</p>	<p>Spring clamp bar (108499)</p>
	<p>TES4014</p>	<p>Spring bin restraint (230103100)</p>





	TES4015	Spring 1st striker (00050701)
	TES4022	Leg spring left hand (999935009)
	TES4023	Leg spring right hand (999935010)
	TES4028	Spring 1 <sup>st</sup> striker new type (0702210111)
	TES4030	Omega bin catcher spring (13303036) 249
	TES4039	Zoeller lid opener spring (325mm) (000000374)




	TES4043	Spring, safety arm lever (0702210065)
	TES4044	Spring left hand quadrant plate (999935009)
	TES4045	Spring right hand quadrant plate (999935010)
	TES4046	Spring 1 <sup>st</sup> (primary) stricker compact lift
	TES4047	Spring bin catcher bar (240324300)
	TES4048	Compression spring 2405 safety arm pivot (0036405008)




	TES4049	Spring for new safety arms (702210294)
	TES4050	Spring striker 2405 premium hoist (702210113)
	TES4053	Spring compression rotary 3 (702210163)
	TES4055	Rotary 2405 spring bin restraint (0240503070)



## Valves

	TEV3079	Rotary valve & coil flow delta (0230114021)
---	---------	--



	TEV3079/1	Coil to go with TEM3079
	TEV3082	Coil Bin Hoist 2402 (0230114049)
	TEV3092	Coil & stem (070607812)



## Fixings and Fastenings

	TEX5032	Rotary fixing screw swinging arm (0700832270)
	TEX5033	Rotary fixing screw top of control arm (0700924300)



	<p>TEX5034</p>	<p>Rotary washer swinging arm fixing (0701330160)</p>
	<p>TEX5035</p>	<p>Omega bolt comes with Nyloc &amp; flat washers clamp ram (0700816501) M12X80 HEX HD</p>
	<p>TEX5036</p>	<p>Omega bolt comes with Nyloc &amp; flat washers clamp bar (0700816540) M12X100 HEX HD</p>
	<p>TEX5038</p>	<p>M10 flat washer (701330100)</p>
	<p>TEX5063</p>	<p>Bin restraint cap head bolt M8 x 35</p>
	<p>TEZ9002</p>	<p>5 Hole box only (0706044449)</p>



	TEZ9062	Body rubber mounting
	TEZ9062/1	Rear body rubber mounting

